

Green River District

HEALTH DEPARTMENT

Community Health
Assessment

Health Improvement Plan Update 2024

Improvement
Determinants
Henderson
MAPP
Collection
Behaviors
Data
River
Friendly Housing
Biking Partner
Education
Assessment
Community
Economics
Care
Vision
Union
District
Department
Factors
Clinical
Daviess
Ohio
Health
Green
Hancock
Webster
Food
Equity
Services
Healthy
Exercise
Programs
Support
Clean
Economic
McLean
Outcomes
Family
Water
Mental
Smoke-Free
Safety
Vulnerability
Walking



Contents

PREFACE	3
GRDHD CHA/CHIP Aligns with National and State Priorities	4
POPULATION	5
OBESITY	7
MENTAL HEALTH	13
SUBSTANCE MISUSE/ABUSE	19
ACCESS TO HEALTHCARE	31
LIVING WAGE	35
SEXUALLY TRANSMITTED INFECTIONS	37
GREEN RIVER DISTRICT	39
References	45

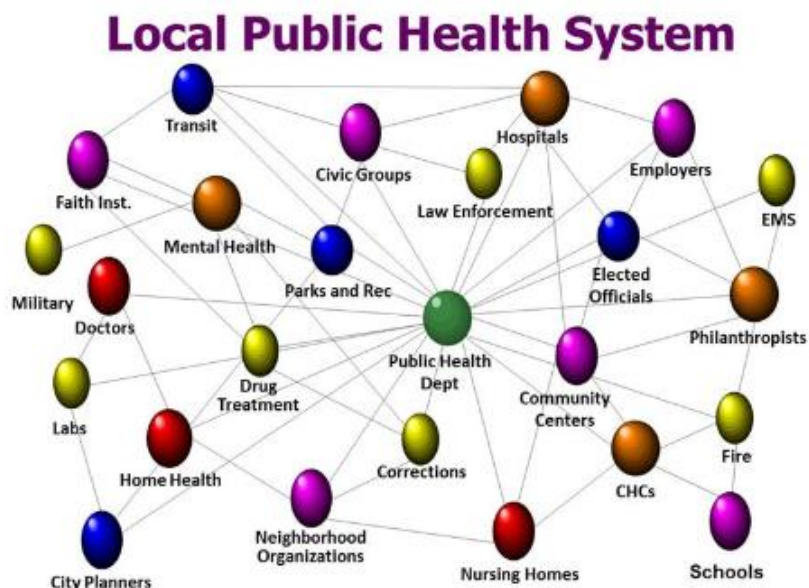
PREFACE

The 2024 Community Health Assessment/Community Health Improvement Plan (CHA/CHIP) Update document provides updated information for specific topics in the 2023 Green River District Health Department Community Health Assessment. This data is related to the goals and objectives selected in each county in the 2023 Community Health Improvement Plan. Also provided are updates on the strategies related to those goals and objectives identified in each county. Priorities identified in our seven counties are:

Obesity
Access to Care
Mental Health
Substance Abuse
Sexually Transmitted Disease
Living Wage

The CHA/CHIP was created through a community-wide collaborative process involving partners and the public to assess strengths, weaknesses, challenges and opportunities within our community and identify the overarching goals necessary to improve the health of the community. This plan also serves as roadmap to address health equity and provide for the needs of all members of our communities. It is intended to serve as a vision and framework for guiding the development of policies and implementation of actions that promote health. Through sustained, focused efforts, community members can align and leverage resources and engage partners to assess, plan, develop, support, and implement strategies which will directly impact equitable community health outcomes and indicators. Topics will be looked at individually and compared to numbers from the 2023 Green River District Health Department Community Health Assessment.

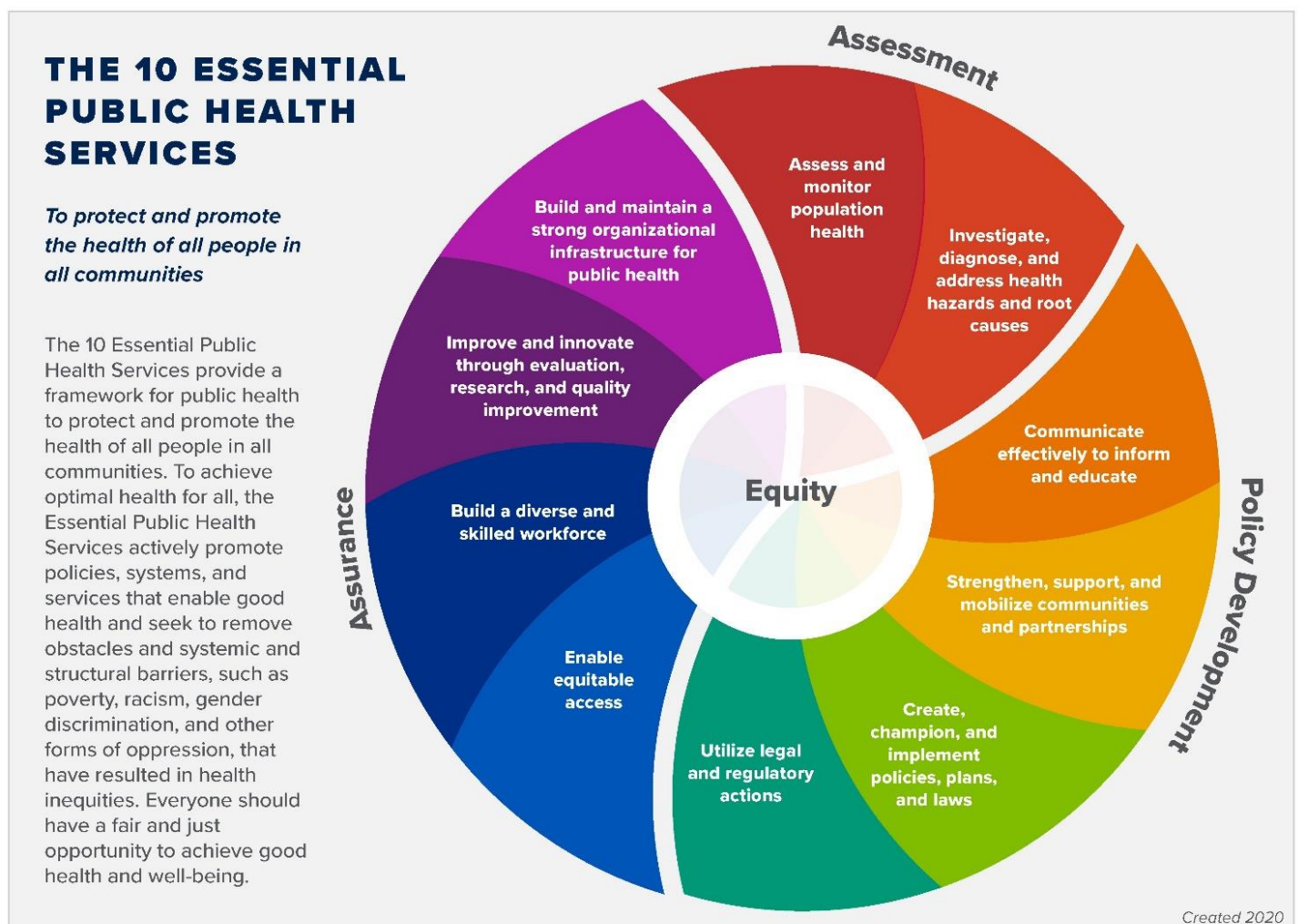
The Green River District is made up of seven counties including: Daviess, Hancock, Henderson, McLean, Ohio, Union and Webster. Each county has taken initiatives on specific topics to live and work in healthier communities.



GRDHD CHA/CHIP Aligns with National and State Priorities

Each county health improvement plan includes consideration of both national and state health improvement priorities including:

- ❖ **Healthy People 2030**- A 10-year national agenda with outlined objectives for improving America's health and is utilized for our target data in the plan.
- ❖ **Kentucky Department of Health's State Improvement Plan**- Statewide health improvement goals and objectives. The KSHIP areas of focus to improve health outcomes coincide with many GRDHD goals and are:
 - Substance Use
 - Smoking
 - Obesity
 - Integration to Health Access
 - Mental Health

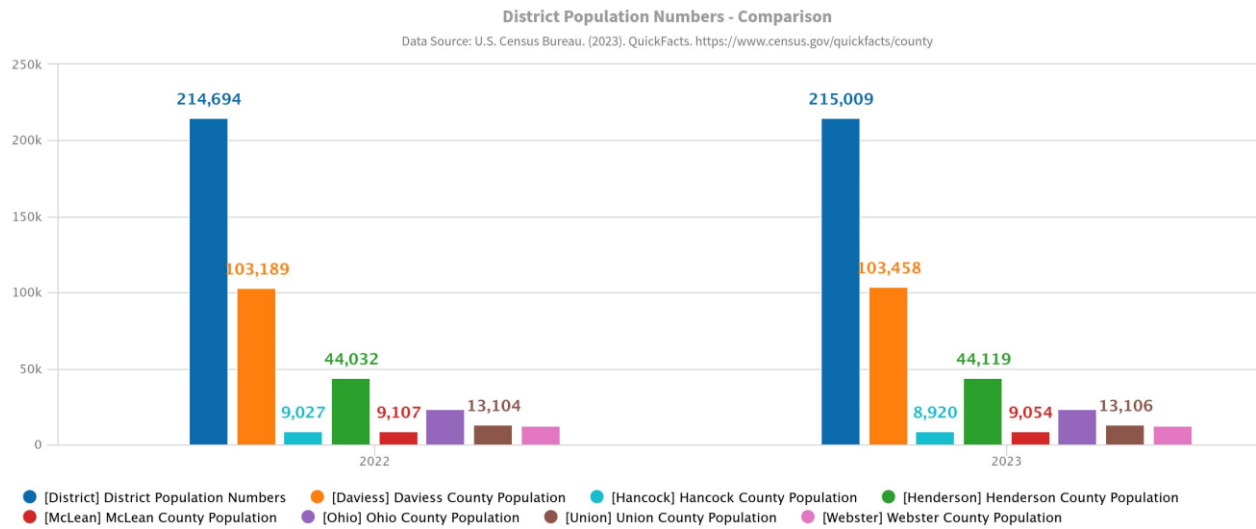


POPULATION

Green River District Demographics

The following table includes demographics specific to each county within the district related to overall population, age, ethnic and racial composition, sex, languages spoken, and population characteristics.

DEMOGRAPHIC INFORMATION									
	Daviess	Hancock	Henderson	McLean	Ohio	Union	Webster	Kentucky	U.S.
Overall Population (2022)	103,222	9,021	44,046	9,105	23,527	12,961	12,726	4,512,310	333,287,557
AGE (2020)									
Persons Under 5 Years	6.5%	5.6%	5.7%	5.7%	5.8%	4.6%	6.3%	5.9%	5.7%
Persons Under 18 Years	24.5%	24.4%	22.8%	23.5%	24.1%	17.5%	23.6%	22.5%	22.2%
Persons 65 & Older	17.5%	17.8%	18.8%	20.0%	18.5%	18.2%	18.4%	17.1%	16.8%
Median Age	39.3	40.2	41.0	43.8	40.5	40.1	40.1	39	38.8
ETHNIC & RACIAL COMPOSITION (2020)									
Black or African American	5.0%	1.6%	8.5%	1.0%	1.4%	13.2%	3.9%	8.6%	13.6%
American Indian /Alaska Native	0.2%	0.4%	0.4%	0.4%	0.4%	0.3%	0.4%	0.3%	1.3%
Asian	2.1%	0.4%	0.6%	0.2%	0.3%	0.7%	0.6%	1.7%	6.1%
Hispanic or Latino	3.5%	2.0%	3.1%	2.1%	3.4%	2.0%	6.0%	4.2%	18.9%
Native Hawaiian & Pacific Islander	0.1%	*	0.1%	*	*	0.1%	0.4%	0.1%	0.3%
Two or More Races	2.4%	1.2%	2.4%	1.5%	1.1%	1.8%	1.8%	2.2%	29%
White	90.1%	96.3%	88.0%	96.9%	96.7%	83.9%	93.0%	87.1%	75.8%
SEX (2020)									
Female	50.9%	43.6%	51.3%	50.5%	49.6%	47.5%	49.8%	50.5%	50.5%
Male	49.1%	46.4%	48.7%	49.5%	50.4%	52.5%	50.2%	49.5%	49.5%
LANGUAGES SPOKEN (2017-2021)									
English	97.2%	97.2%	95.8%	98.5%	95.8%	97.9%	95.0%	94.1%	78.4%
Other languages	2.8%	2.8%	4.2%	1.5%	4.2%	2.1%	5.0%	3.2%	8.6%
POPULATION CHARACTERISTICS (2020)									
Veterans	5,609	625	2,333	610	1,198	823	701	250,329	17,431,290
Foreign Born Persons	3.1%	0.8%	1.2%	0.7%	2.7%	1.1%	3.1%	4.0%	13.6%
Persons with Disability Under Age 65	11.4%	14.5%	6.6%	18.1%	7.6%	7.8%	24.5%	12.2%	8.7%
Source: U.S. Census Bureau. (2023). QuickFacts. https://www.census.gov/quickfacts/fact/table/US/PST045222 ⁴									

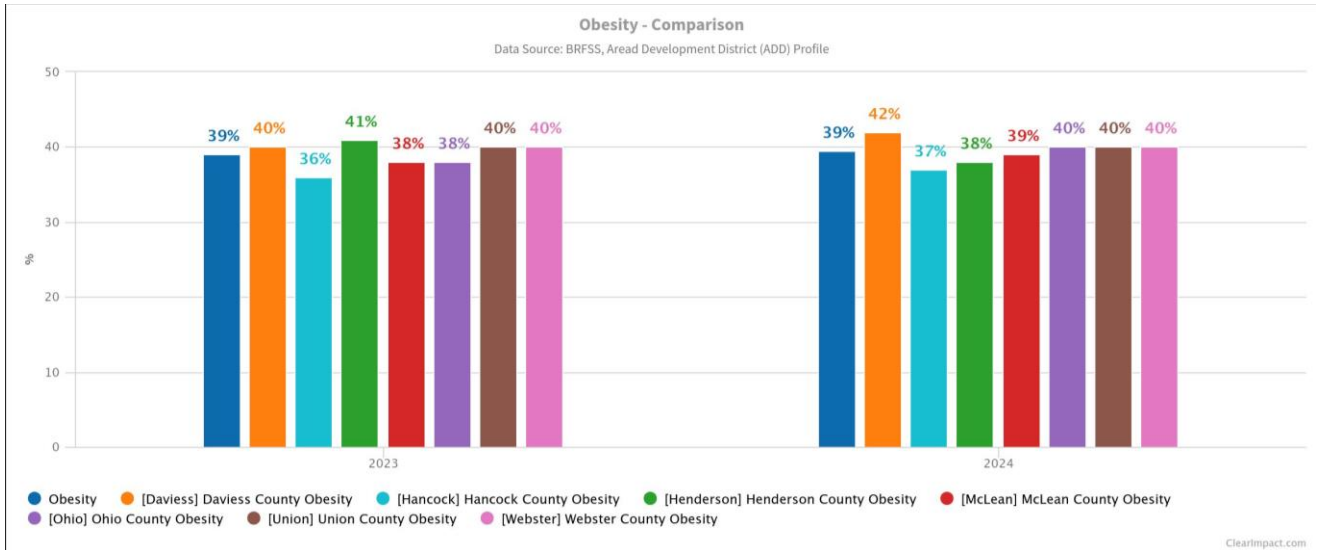


(Source: U.S. Census Bureau. (2023). QuickFacts. <https://www.census.gov/quickfacts/county>)¹

There has been a slight increase of 315 in the population numbers from 2022 to 2023 for the district. Daviess, Henderson, Ohio and Union counties saw an increase in population while Hancock, McLean and Webster counties saw a decrease in population.



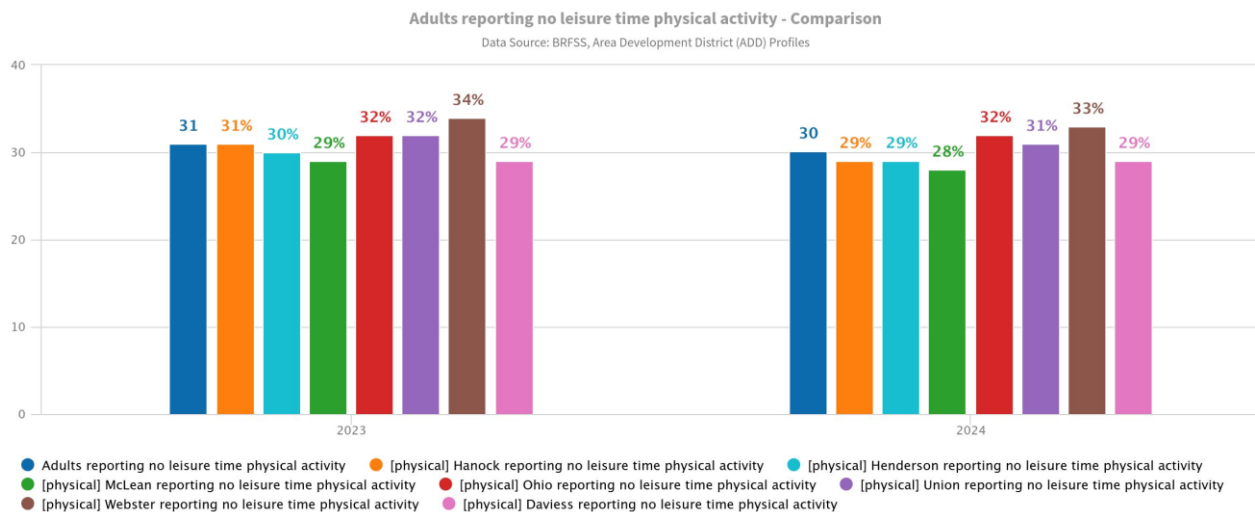
OBESITY



(Source: County Health Rankings)²

While obesity in the district did not change from 2023 to 2024, four counties showed an increase in the percentage of obese persons. The counties with increases were Daviess, Hancock, McLean and Ohio counties at 2%, 1%, 1%, and 2% increases. One county, Henderson, had a decrease in the number of obese persons, with a 3% drop in the obese population. Two counties remained the same as in 2023, Union and Webster counties. Overall, the percentage of obesity within the district remained the same.

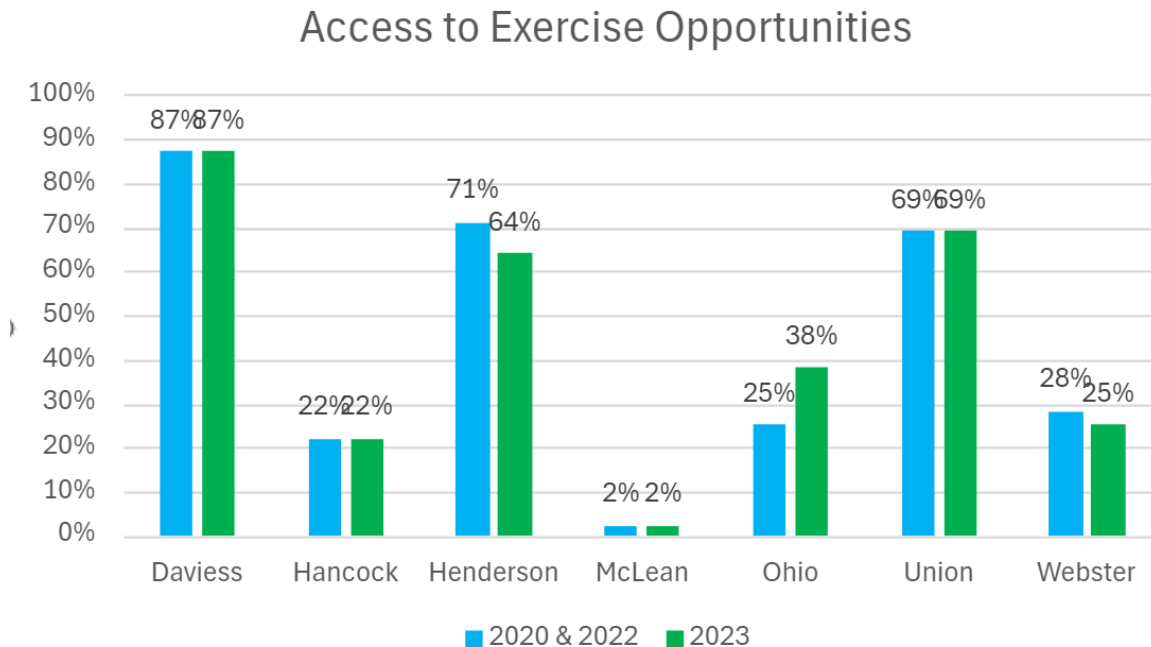
ADULTS REPORTING NO LEISURE TIME PHYSICAL ACTIVITY



(Source: County Health Rankings)²

Five counties decreased in the number of adults reporting no participation in physical activity outside of work. They were Hancock, Henderson, McLean, Union and Webster. Two counties, Daviess and Ohio counties, remained the same as the prior year. There were no increases in the number of adults reporting no participation in physical activity outside of work. Overall, within the district, there was a 1% decrease in the number of adults reporting no participation in physical activity.

ACCESS TO EXERCISE OPPORTUNITIES



(Source: County Health Rankings)²

Access to exercise opportunities is the percentage of the population with adequate access to locations for physical activity, such as a park or recreation facility. Four counties remained the same as in the prior year. They were Daviess, Hancock, McLean and Union counties. Two counties, Henderson and Webster counties, had a decrease in the population's percentage with adequate access to locations for physical activity. Ohio county was the only county to have an increase in the population's percentage with adequate access to physical activity locations.

Target

**21.8% of adults aged 18 years and over engaged in no leisure-time physical activity/
36.0% of adults aged 20 years and over with obesity - Healthy People 2030**

Daviess County
Priority Area: Obesity
Lead Agency/Coalition: Green River District Health Department

Goal 1: Reduce obesity and increase physical activity.		
Objective	Strategies	Updates/Activities
1. Reduce obesity rates by 3% by June 30, 2027.	1. Seek out three new partnerships to address access to healthy foods particularly in high-risk populations such as homeless shelters, food pantries, and the housing authority.	1. Healthy Horizons held a panel on nutrition and eating disorders. Participants included Aubry's Song a non-profit whose mission is to educate and reduce eating disorders, Owensboro Health, and GRDHD.
	2. Work to provide access to a certified specialist to provide services on mental health and emotional overeating.	
	3. Work with Owensboro Parks and Recreation to increase access to physical activity through their mobile programming.	

Hancock County
Priority Area: Obesity
Lead Agency/Coalition: Hancock Health Coalition (HCHC)
 (Continuation of the prior CHIP priority)

Goal 1: Reduce obesity and increase physical activity.		
Objective	Strategies	Updates/Activities
1. Reduce the number obesity rates by 3% by June 30, 2026.	1. By September 30 of each year, HCHC will conduct a 100-mile club which will have 70 participants walk 100 miles between Memorial Day and Labor Day.	1. 100 Mile Club started May 29 and ended September 4, 2024 and had 74 participants
	2. HCHC will sponsor an annual 5k with 50 participants each.	2. Heritage Festival 5k was held June 3, 2023, and had 60 participants. The 2024 Heritage Festival 5k was June 1 and had 22 participants (adverse weather).
	3. Promote physical activity, nutrition, and healthy lifestyles to all students, including populations facing barriers, in Hancock County Schools through the Hancock County Public Schools District Wellness Policy.	3. GRDHD is a member of the committee to review the Hancock County Public Schools Wellness Policy. Discussions were had on fundraising without promoting sweets and equitable programs for students.

Henderson County
Priority Area: Obesity
**Lead Agency/Coalition: Healthy Henderson/
Henderson County Diabetes Coalition (HCDC)**
(Continued from previous CHA cycle)

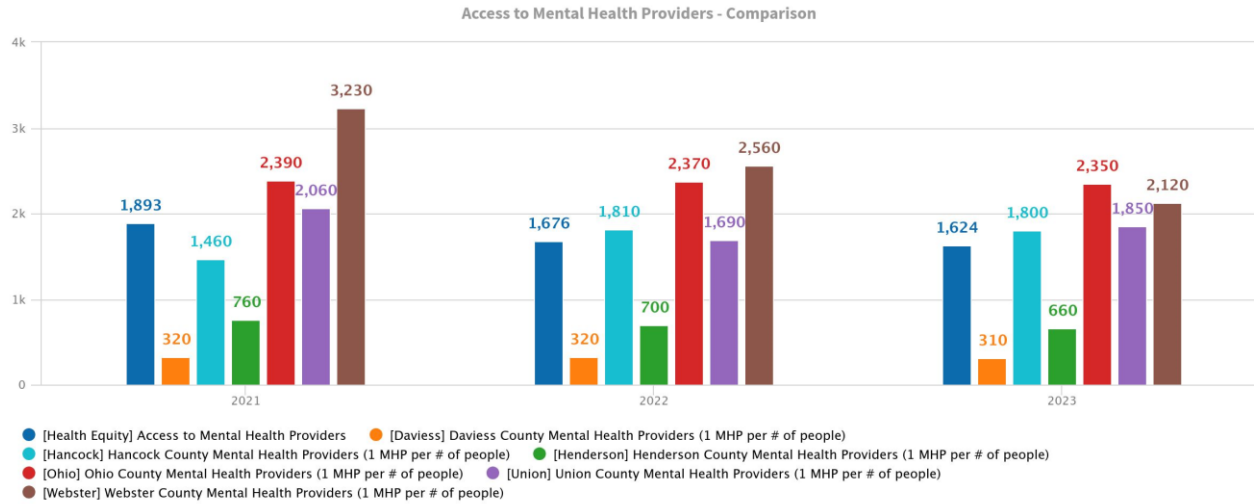
Goal 1: Reduce the rate of obesity in Henderson County.		
Objective	Strategies	Updates/Activities
1. Reduce the rate of Diabetes and Prediabetes by 3% by June 30, 2026.	1. Work in partnership with Deaconess Clinics Wellness Solutions to provide at least 2 community screenings per year for diabetes/prediabetes. One event will be planned in March for Diabetes Alert Day and the other will be in November for Diabetes Awareness Month.	<p>1. A free Hgb A1C screening was held for the community on November 14, 2023, where 91 people were screened for prediabetes and diabetes. Educational counseling and materials were also available.</p> <p>2. Diabetes Alert Day free Hemoglobin A1C screening was held on March 26, 2024, with 77 people in the community screened.</p> <p>3. Offered Healthy Living with Diabetes Classes in Henderson. May 28-13 participants June 4-11 participants June 11-18 participants June 18-13 participants</p>
	2. Information on risk for diabetes/prediabetes will be available at a minimum of 3 community events during the year. Health care professionals will be available to give out information as well as to answer questions.	<p>1. HCDC had a diabetes/prediabetes information booth on September 28, 2023 at "Healthy on the Hill" which is the local Community college. Event was for first year students as well as staff. There were 119 participants and approximately 50 contacts made.</p> <p>2. Participated in the Health and Benefits Fair at Columbia Sportswear on April 23, 2024 where we shared information on prediabetes and diabetes. There was a minimum of 270 contacts made.</p> <p>3. HCDC had a booth at the Henderson Tri-Fest on April 19-20, 2024 with fresh fruit and giveaways to kids who participated in physical activities. There was a minimum of 794 contacts made.</p>

	<p>3. Provide a current Henderson County Diabetes Resource Guide that lists available resources with contact information for diabetes, prediabetes, nutritional counseling and other related programs in Henderson County. This will be kept current electronically and new versions sent out as changes occur. This electronic document will be housed at the Green River District Health Department.</p>	
<p>2. Reduce the proportion of adults with obesity by 3% by June 30, 2026.</p>	<p>1. The Henderson County Diabetes Coalition will continue the “Diabetes Tips and Tastings” support and education group which will be offered monthly during the months of March through October. Each session will feature food samplings, recipes and discussion on topics of interest as identified by the group.</p>	<p>1. The monthly diabetes support group, “Diabetes Tips and Tastings” continued with attendance of 18 in July, 12 in August, 8 in September and 15 in October of 2023. It started up again in 2024 with attendance of 20 in March, 20 in April, 15 in May and 13 in June.</p>
	<p>2. Continue to work with community entities such as the Parks and Recreation Department, Boys and Girls Club, The Port, etc. to develop policies to offer healthy snack options and recipes as part of their programs.</p>	
	<p>3. Work with at least one locally owned restaurant to highlight healthier food options on their menus.</p>	
	<p>4. Partner with the UK Cooperative Extension Services to offer classes and cooking demonstrations both in person and virtually.</p>	
<p>3. Reduce the proportion of adults who do no physical activity in their free time by 3% by June 30, 2026.</p>	<p>1. Offer information on improving physical activity and increasing movement and mobility 3 events in the community annually.</p>	<p>1. Outreach booth with activities promoting physical activity at Extension Extravaganza on Sept. 7, 2023 with a minimum of 150 contacts made.</p> <p>2. HCDC had an information booth on diabetes and prediabetes at the Healthy Henderson Wellness Day on October 2, 2023 where there were 54 contacts made.</p>

		3. HCDC had an information booth at the Senior Expo on diabetes and prediabetes on October 6, 2023 where there were 123 participants and approximately 50 contacts made.
	2. Offer 3 classes/events such as BingoCize, Silver Sneakers, Form and Function, walking clubs, etc. to community members annually.	<p>1. Presentation to Silver Sneakers group at the Henderson County YMCA about diabetes and prediabetes on 9/13/23 with 27 participants.</p> <p>2. Community program as part of “The Art of Well Being” at First United Methodist Church on Diabetes Myths and Truths on September 14, 2023 with 5 participants.</p>
	3. Plan a re-vamped Kid’s Day at the YMCA and Diabetes Fun Day to promote physical activity and healthy eating.	1. Information booth at the Fitness Free for All Day at the YMCA on Saturday, Feb. 17 with 13 personal contacts made.

MENTAL HEALTH

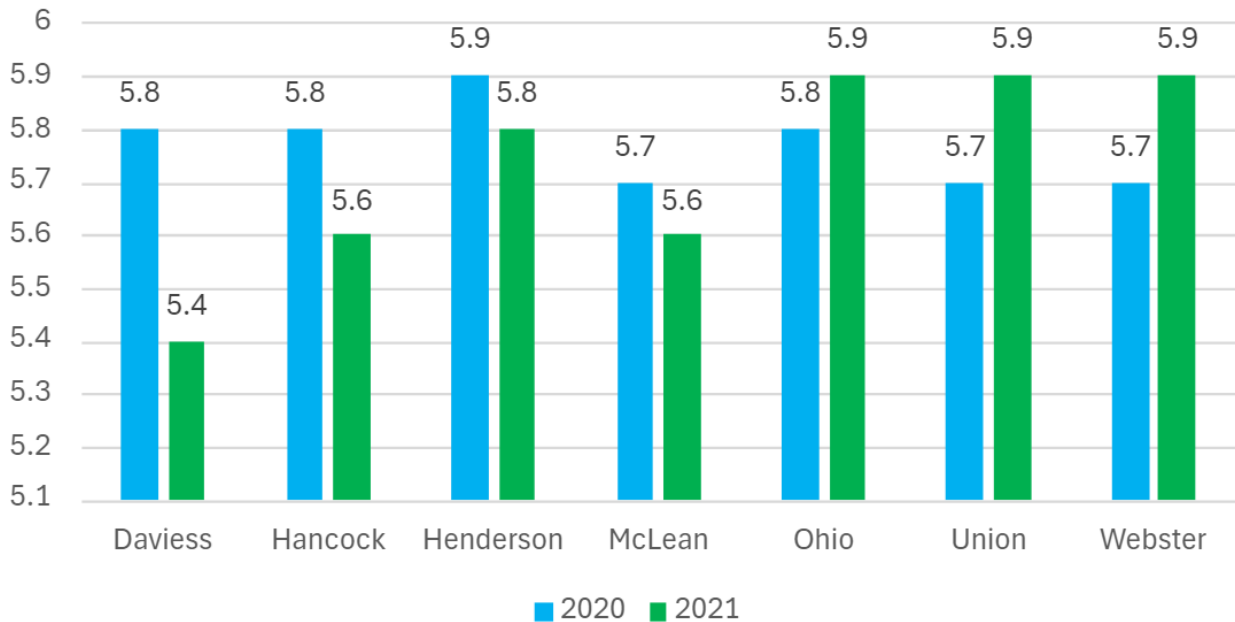
Access to Mental Health Providers



(Source: County Health Rankings)²

The number of individuals available for each mental health provider has continually decreased in the last three years. In 2021, one mental health provider was available for 1,893 individuals in the district. In 2023, one mental health provider was available for 1,624 individuals in the district.

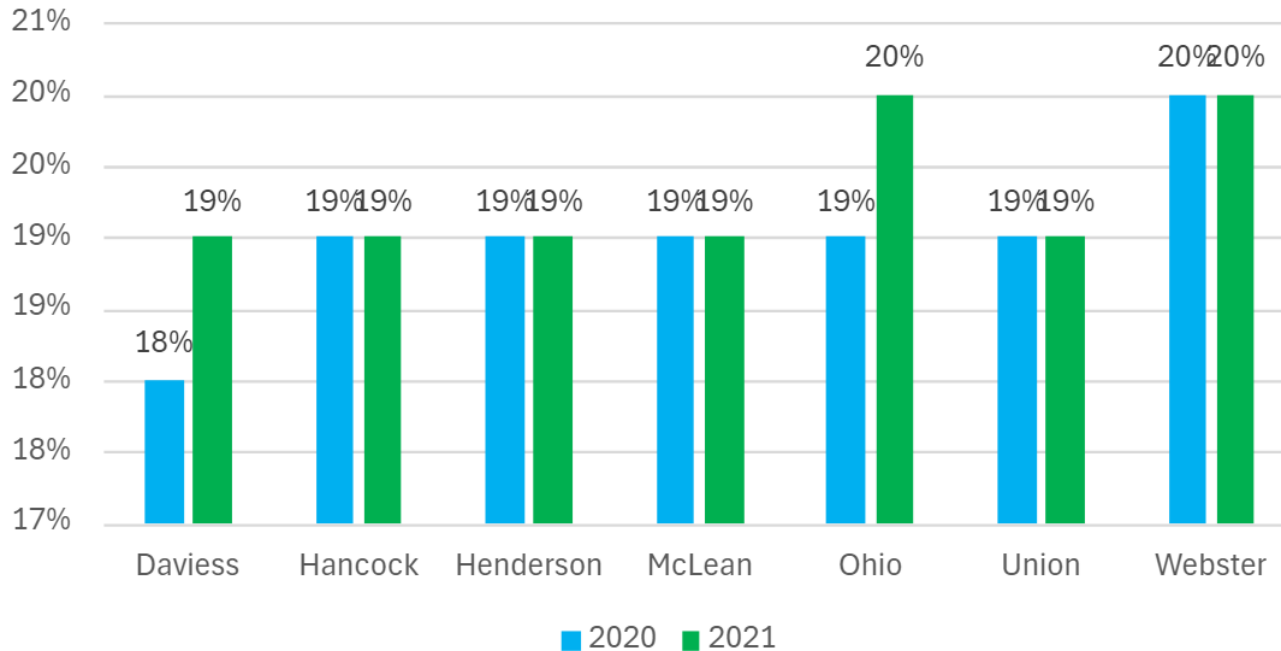
Poor Mental Health Days



(Source: County Health Rankings)²

Poor Mental Health Days are the average number of mentally unhealthy days reported by individuals in the past 30 days. Four counties saw a decrease in the number of poor mental health days. They include Daviess, Hancock, Henderson and McLean counties, while three counties saw an increase in the number of poor mental health days. They were Ohio, Union and Webster counties.

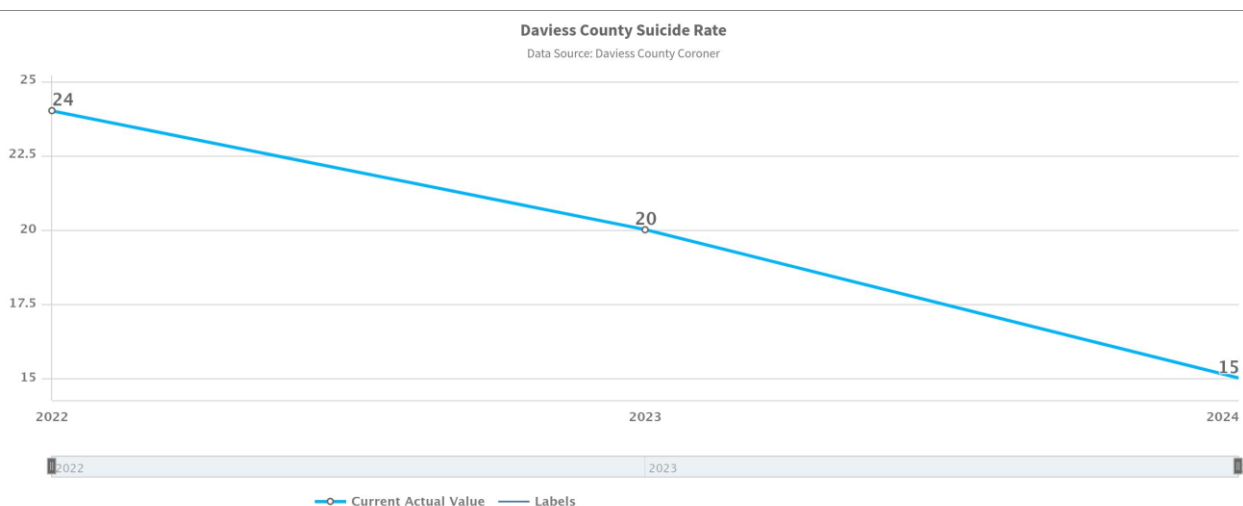
Frequent Mental Distress



(Source: County Health Rankings)²

Frequent Mental Distress refers to adults reporting 14 or more days of poor mental health per month. Five counties remained the same from one year to the next (2020 to 2021), while two counties had increases in frequent mental distress. The two counties with an increase were Daviess and Ohio counties.

DAVIESS COUNTY SUICIDE RATE

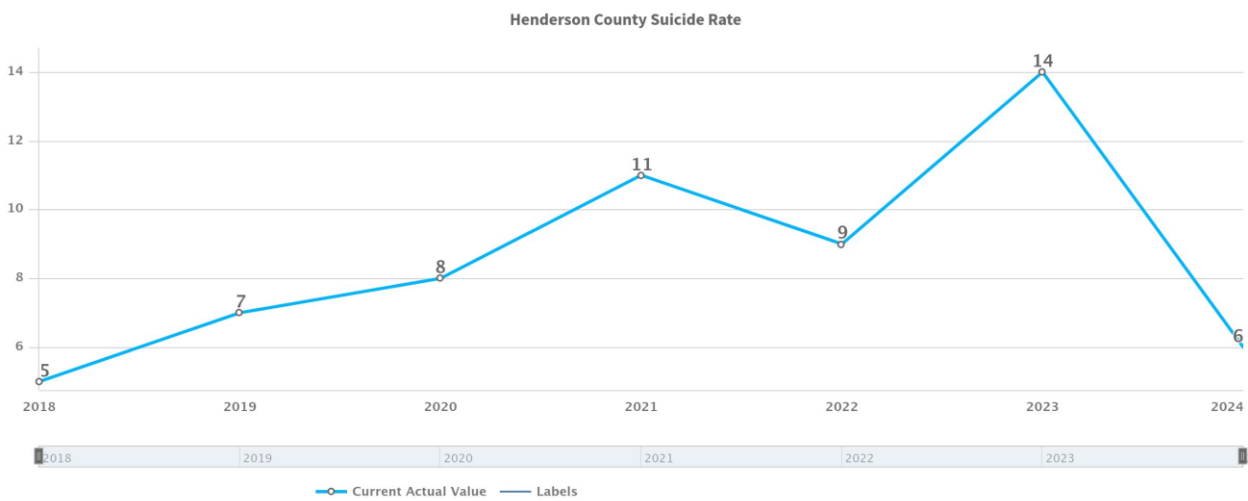


(Source:

Daviess County Coroner's Office)³

The Daviess County Suicide Rate has decreased from 24 in 2022 to 20 in 2023. In 2024, through 6/22, there have been 15 suicides.

HENDERSON COUNTY SUICIDE RATE



(Source:

Henderson County Coroner’s Office)⁴

The Henderson County Suicide Rate has increased from 9 in 2022 to 14 in 2023. In 2024, until 7/26, there have been 6 suicides.

Target

12.8 suicides per 100,000 population - Healthy People 2030

Henderson County
Priority Area: Mental Health
Lead Agency/Coalition: Healthy Henderson Mental Health Committee

Goal 1: Reduce rates of suicide in Henderson County.		
Objective	Strategies	Updates/Activities
1. Reduce the rates of suicide in Henderson County by 5% by June 30, 2027.	1. Annually, conduct a survey of HCHS students on mental health issues and obstacles.	1. A survey was conducted in 2023 of 115 HCHS students. Q: What is the most challenging thing for you at the moment? 32 responded school; 56 mental health; 27 addiction Q: Awareness of 9-8-8? 100 yes; 15 no Q: Are you seeking counseling/mental health? 45 yes; 70 no
	2. Distribute 988 materials though at least 3 events annually.	1. HCHS distributed 988 materials at all basketball games. 2. Healthy Henderson purchased 988 materials for Henderson County Schools.
	3. Conduct 3 evidence based mental health/suicide prevention trainings - Mental Health First Aid (Teen, Youth), ASSIST, QPR.	1. ASSIST Suicide Prevention Training was held July 14-15, 2023. 2. Port and Central Academy completed Teen Mental Health First Aid. Central Academy, CDW office, the Port all completed Youth Mental Health first Aid.
	4. Assess and promote policies of local hospitals to provide coverage of more mental health treatment providers in the county.	1. Mental Health Task Force started by the Mayor's office.

McLean County
Priority Area: Mental Health

Lead Agency/Coalition: McLean County Community Coalition (MCCC).

Goal 1: Increase outreach for the utilization of Mental Health resources in McLean County.

Objective	Strategies	Updates/Activities
<p>1. By July 2024, McLean County Community Coalition will provide at least four (4) educational opportunities related to Mental Health in the county for local citizens and professions.</p>	<p>1. McLean County Community Coalition will create a five-part learning series on mental health for the county. (Topics: ACES/PACES, Crisis Team, Local Mental Health Resources and Needs, Child Abuse). This will allow citizens and professionals access to training without leaving the county.</p>	
	<p>2. Annually, host a Suicide Prevention Memorial Walk with resources, local agencies, and Crisis Line materials.</p>	
<p>2. By May 2024, McLean County Community Coalition will partner with 5 local schools and agencies to provide materials and education on Mental Health resources.</p>	<p>1. By February 1, 2024, provide information and promote the Sources of Strength Curriculum to the middle school and elementary schools.</p>	<p>1. Created a list of those healthcare services currently provided within the county and identified which resources are being met in nearby counties. Members are developing a continuum of care matrix for mental health services from pre-natal to older adults.</p>
	<p>2. By January 1, 2023, McLean County Community Coalition will provide 988 materials to 4 local agencies including the alternative school, law enforcement, and healthcare.</p>	

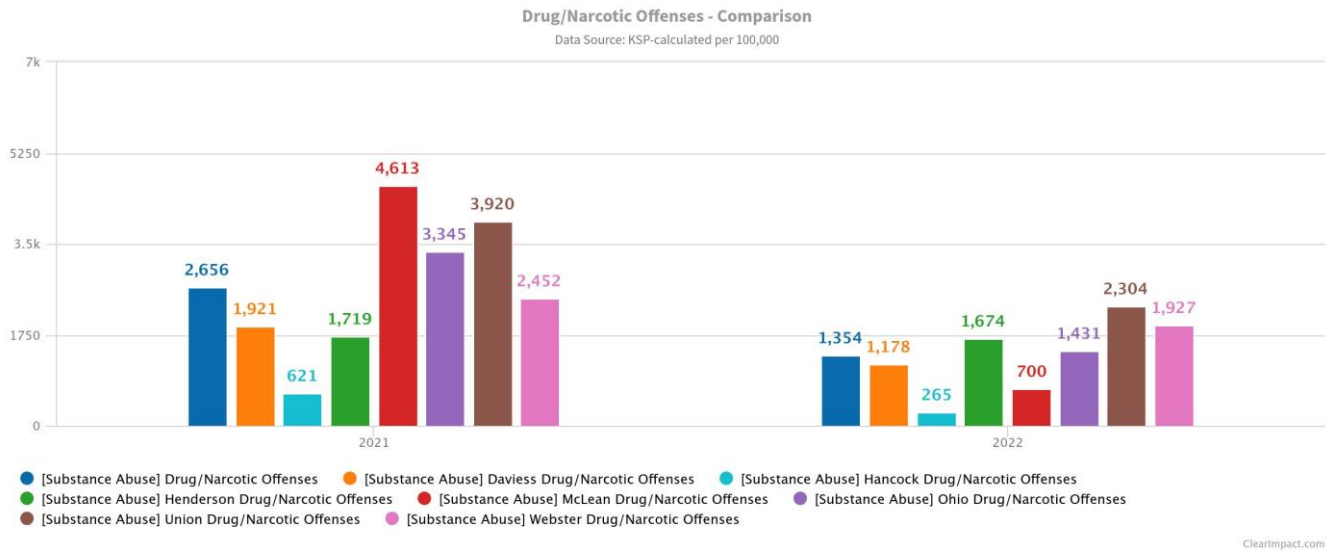
Ohio County
Priority Area: Mental Health

Lead Agency/Coalition: Ohio County Health Coalition (OCHC).

Goal 1: Increase outreach for the utilization of Mental Health resources.		
Objective	Strategies	Updates/Activities
1. By December 2023, OCHC will provide at least 4 educational opportunities related to Mental Health in the county for local citizens and professions.	1. OCHC will create a six-part learning series on mental health for the county. (Topics: ACES/PACES, Crisis Team, Local Mental Health Resources and Needs, Child Abuse) This will allow citizens and professionals access to training without leaving the county.	1. Mid Week Mental Health Lunch and Learns were held September 2023 – April 2024. Topics included Trauma Informed Care, Local Resources, Substance Abuse, QPR Training, Child Abuse and Reporting, and Mental Health in our local Schools. 2. Suicide Prevention Walk was held in September 9, 2023 at Ohio County Park.
	2. Annually, host a Suicide Prevention Memorial Walk with resources, local agencies, and Crisis Line materials.	
2. By May 2024, OCHC partner with 6 local schools and agencies to provide materials and education on Mental Health resources.	1. By February 1, 2024, OCHC will approach the middle and elementary schools in adopting the Sources or Strength Curriculum.	1. 988 Materials to the Suicide Prevention Walk (September 2023 and 2024) Women's Health Day (October 2024) Family night at Fordsville (November 2023) and the local school system. 2. 988 materials in Spanish were provided to local agencies and events.
	2. By January 1, 2023, OCHC will provide 988 materials to 4 local agencies including the alternative school, law enforcement, and healthcare.	
	3. Provide 988 materials in Spanish to schools and local companies.	

SUBSTANCE MISUSE/ABUSE

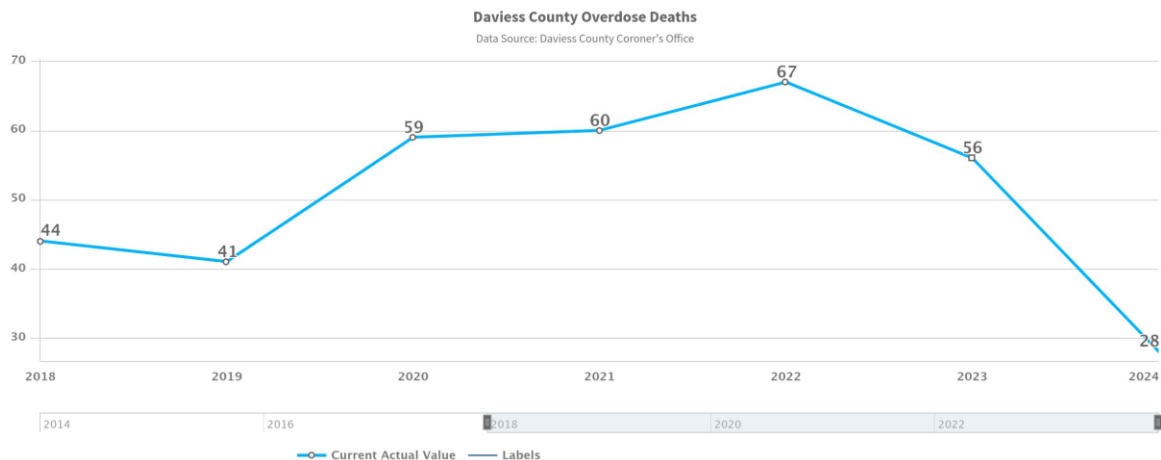
SUBSTANCE ABUSE AND NARCOTIC OFFENSES



(Source: Kentucky State Police)⁵

Drug and narcotic offenses have decreased quite a bit in each of the seven counties as compared to 2021. The district overall went from 2,656 drug/narcotic offenses in 2021 to 1354 per 100,000 drug/narcotic offenses in 2022.

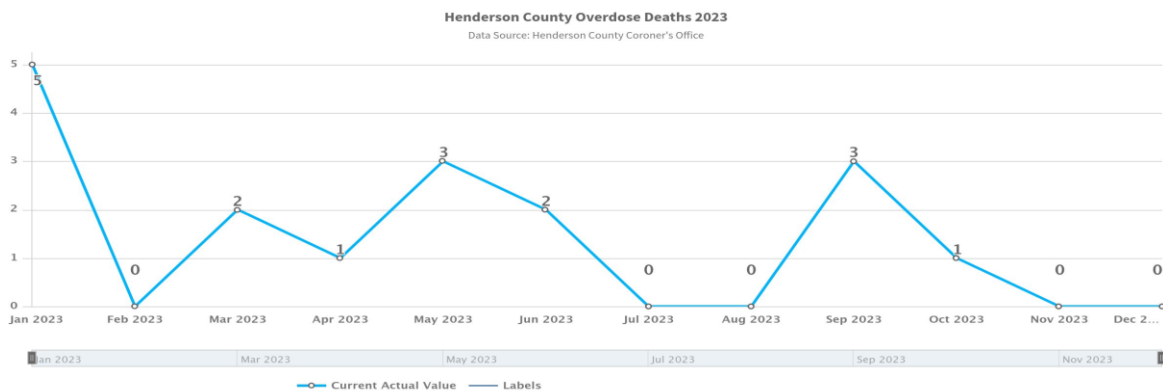
DAVIESS COUNTY OVERDOSE DEATHS



(Source: Daviess County Coroner's Office)³

Overdose deaths have decreased from 2022 to 2023 from 67 to 56. Through June 2024, there have been 28 deaths due to overdose.

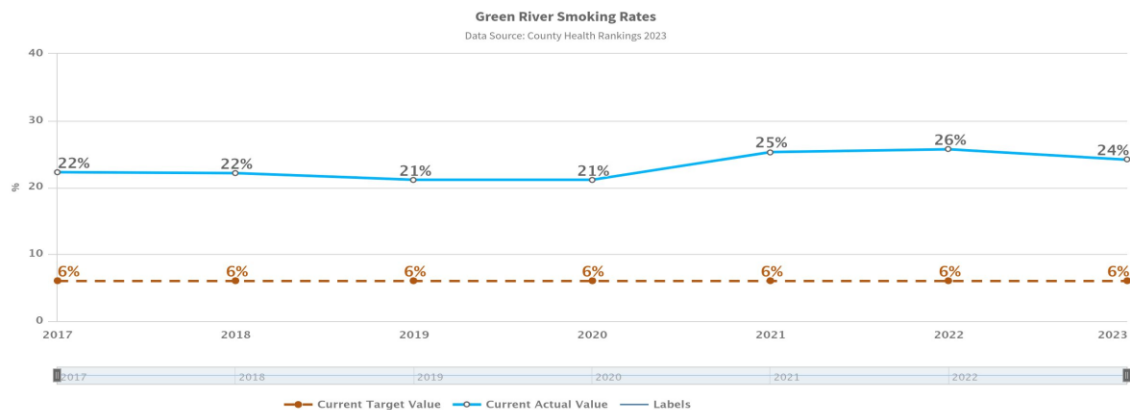
HENDERSON COUNTY OVERDOSE DEATHS



(Source: Henderson County Coroner's Office)⁴

In 2023, Henderson County reported 17 overdose deaths. That is one less overdose death than what was reported in 2022 at 18. Thus far in 2024 (through June), there have been four overdose deaths reported.

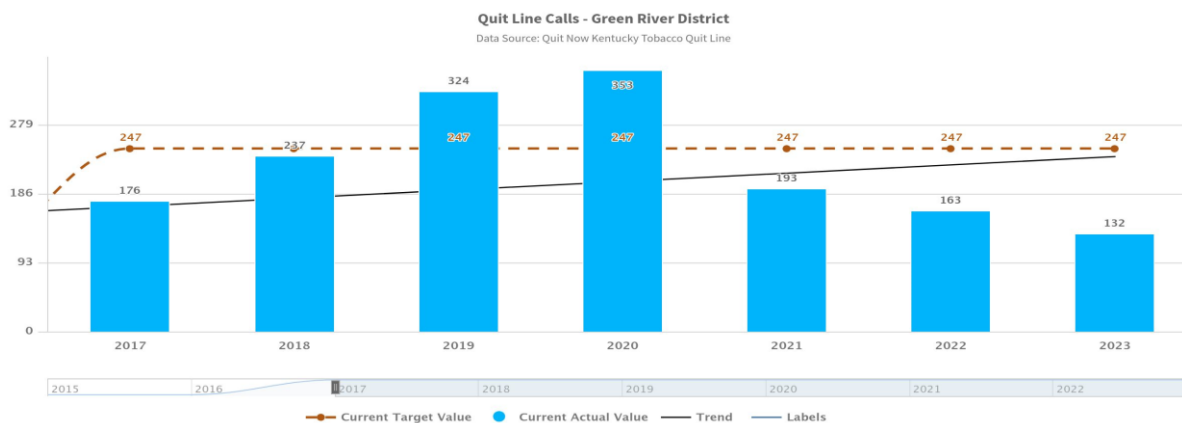
SMOKING RATES



(Source: County Health Rankings)²

Green River adult smoking rates have decreased in the past year from 26% to 24%. The lowest percentage of smokers in the last five years was at 21%, which was in 2019 and 2020.

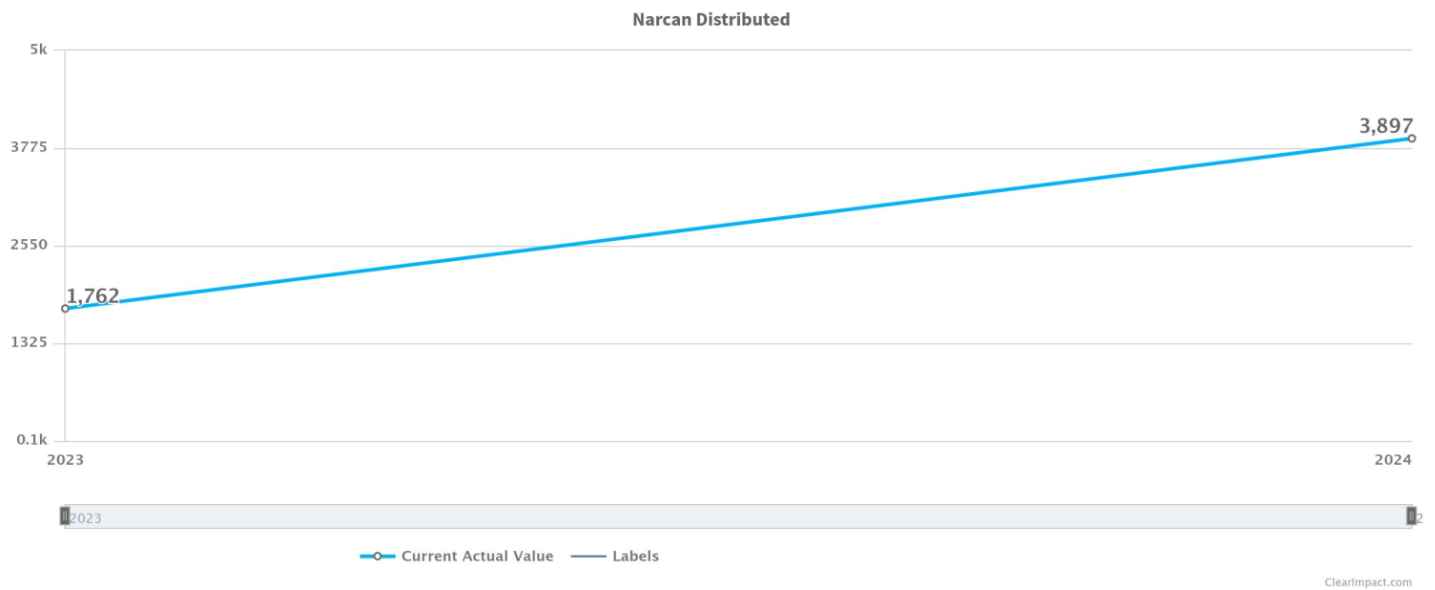
QUIT LINE CALLS



(Source: Quit Now Kentucky Tobacco Quit Line)⁶

The number of quit line calls from 2022 to 2023 has decreased from 163 to 132.

NARCAN DISTRIBUTED



GRDHD Annual Report

Target

6.1 % Smoking Rates - Healthy People 2030

Target

10.5% of students in grades 6 through 12 used e-cigarettes in the past 30 days
Healthy People 2030

Target

20.7 drug overdose deaths per 100,000 population - Healthy People 2030

Daviess County
Priority Area: Substance Misuse

Lead Agency/Coalition: Green River District Health Department/DC ASAP

(Continuation of the prior CHIP priority)

Goal 1: Reduce substance misuse in Daviess County.		
Objective	Strategies	Updates/Activities
1. Increase Smoke Free Laws in Owensboro/Daviess County by January 2024.	1. Work with the City of Owensboro to include vaping in the current ordinance.	1. Partnered with the American Lung Association, American Heart Association, University of Kentucky, Owensboro Health and grass roots supporters to stop an attempt to weaken the current Owensboro smoking ordinance by a local gaming facility. 2. Approached the Daviess County Fiscal Court and City of Owensboro to include vaping in the current ordinance before the legalization of medical cannabis in January 2025.
	2. Work with the Daviess County Fiscal Court to include vaping in the current ordinance.	
2. Reduce the number of overdose deaths in Daviess County by 5% by June 30, 2027.	1. Strategically place six Narcan vending machines in the city/county.	1. Narcan boxes have been placed in six locations utilizing information from law enforcement, patient input, and the Social Vulnerability Index. 2. A strategic plan has been developed for the Opioid Abatement funds.
	2. Work with the Alliance for a Drug Free Owensboro Daviess County to work on a strategic plan for Opioid Abatement Funds.	
3. Reduce vaping/tobacco use by 3% by June 30, 2027.	1. Create a media campaign on the dangers of vaping by social media, radio spots, and movie theater spots.	1. Media campaign is ongoing. 2. The number of patients served for tobacco cessation in 23/24 by Quit Now Kentucky is 475. 3. GRDHD has distributed the Tobacco and Vaping Resource guide to all school systems outlining all available evidenced based curriculum.
	2. Partner with Owensboro Health, GRDHD, and River Valley to provide tobacco cessation to 50 patients annually.	
	3. Incorporate evidence-based tobacco/vaping cessation curriculum into 2 schools.	
4. Increase access to treatment for adolescents/young adults.	1. Contact Rivendell Behavioral Health Hospital in Bowling Green with their IOP program to talk about successes, barriers.	
	2. Identify referral sources for evidence-based treatment.	

<p>5. Increase outreach for the utilization of Substance Use and Mental Health resources.</p>	<p>1. Provide a lunch & learn series that would host educational opportunities for the community to attend and learn more about substance use prevention and treatment, gambling, as well as mental health resources in the county for local citizens and professions.</p>	<p>1. Two lunch and learns were held with local pastors– one on suicide prevention and one on vaping.</p>
-----------------------------------------------------------------------------------------------	--------------------------------------------------------------------------------------------------------------------------------------------------------------------------------------------------------------------------------------------------------------------------------	-----------------------------------------------------------------------------------------------------------

Hancock County
Priority Area: Substance Abuse/Tobacco
Lead Agency/Coalition: Hancock ASAP
 (Continuation of the prior CHIP priority)

Goal 1: Reduce tobacco and vaping use in Hancock County.		
Objective	Strategies	Updates/Activities
1. By June 30, 2026, reduce the rate of tobacco usage and vaping by 3%	1. Trained Tobacco Treatment Specialist (TTS) will be available to all Hancock County residents in need. This will be offered by phone to address transportation issues, 60 residents will be treated by June 30, 2025.	1. TTS, treated 14 adults and 7 youth. 11 adults received combination nicotine replacement therapy (patch + gum, or patch + lozenge).
	2. Provide grants to 4 local schools for presentations/events for student on vaping and substance misuse by July 1, 2024.	2. Hancock County ASAP provided funding to host a Remix assembly focused on responsible decision-making, substance misuse prevention, and bullying prevention for elementary students at North Hancock.
	3. Annually, provide 30 quit kits to students along with evidenced based cessation tools at Hancock County High School. Hancock County High has vaping detectors installed by ASAP in restrooms.	3. #iCANendthetrend provided vaping prevention education to HCHS Freshman. 4. Provided 7 quit kits to Hancock County Youth participating in tobacco treatment.
Goal 2: Reduce substance misuse in Hancock County.		
1. Reduce the incidence of substance misuse related arrests by 5% by June 30, 2024.	1. By June 30, 2024, Hancock ASAP will sponsor 3 community events to educate the community on substance abuse.	1. Hancock County ASAP participated in the first annual First Responders Event June 15, 2024, and distributed 80 RX lockboxes to community members. 2. Hancock County hosted an RX Drug Toss event April 27, 2024, and properly disposed of 50 pounds of expired or unused prescription drugs.
2. Provide free Narcan in Hancock County by June 1, 2024.	1. Provide Narcan Vending Machines stocked by GRDHD in strategic locations in Hancock County.	1. Four Narcan boxes have been placed strategically throughout the county providing accessibility to all residents.

Henderson County
Priority Area: Substance Misuse
Lead Agency/Coalition Henderson County ASAP
(Continuation of previous CHA cycle)

Goal 1: Reduce the rate of substance misuse in Henderson County.		
Objective	Strategies	Updates/Activities
1. Increase awareness on the risk of fentanyl and other opioids in an effort to reduce the number of fentanyl overdoses and deaths by June 30, 2027.	1. Collaborate with Henderson County ASAP in applying for Opiate Abatement Grant funding for Henderson County.	1. Henderson County Agency for Substance Abuse Policy local board successfully applied for Harm Reduction funding on May 31, 2023.
	2. Implement education, prevention, and early intervention programs as outlined in Opiate Abatement Grant proposal.	2. June 6, 2023 – Narcan use training was held at Pittsburg Tank and Tower, 30 people were trained and provided Narcan kits.
	3. Provide funding support to service providers to provide treatment services for 20 citizens substance use disorders and particularly opioid dependence.	3. Henderson’s Community Alliance Resource Partners (CARP) is primarily focused on getting services and education to individuals who are underserved in the community (homeless, drug related, disadvantaged youth, and those with health disparities). They are connecting individuals to opioid treatment services and support.
2. Reduce current use of e-cigarettes among adolescents by 5% by June 30, 2027.	1. Collaborate with Henderson County public and parochial schools to provide evidence-based tobacco/vaping education programs for grades 5 – 12.	1. Green River District Health Department and Henderson ASAP local board drafted progressive e-cigarette/nicotine policies for Henderson County Public Schools to review, approve and implement.
	2. Train and implement evidence-based intervention programs (INDEPTH and/or NOT Not on Tobacco programs) for In School Suspension for parents and students (NOT) as an optional component of school disciplinary policies with infractions.	
3. Reduce cigarette smoking/vaping among pregnant women by 2% by June 3, 2027.	1. Provide tobacco/nicotine cessation classes (SCRIPT Program and others) at Marsha’s Place, Henderson County Health Department, WARM Recovery, Deaconess Henderson Hospital and River Valley Behavioral Health’s KY-Moms MATR program.	

	2. Provide tobacco cessation education materials to six OB/GYN provider's offices.	
4. Reduce number of pregnant women who use illicit opioids during pregnancy by June 30, 2027.	1. Provide opioid educational programs at Marsha's Place, Henderson County Health Department, WARM Recovery, Deaconess Henderson Hospital and River Valley Behavioral Health's KY-Moms MATR program.	1. Henderson's WARM Program secured funding and had the official unveiling on June 23, 2023 of Project Launch which is an opioid treatment program for women of child-bearing ages and beyond. This educational intervention program was developed by the National Center for Addiction Recovery.
	2. Provide opioid educational materials to six OB/GYN provider's offices.	

Ohio County
Priority Area: Substance Abuse/Tobacco
Lead Agency/Coalition: Ohio ASAP
 (Continuation of the prior CHIP priority)

Goal 1: Reduce substance misuse.		
Objective	Strategies	Updates/Activities
1. By May 31, 2026, there will be an increase of 5% in calls to 1 800 QUIT NOW from Ohio County.	1. By June 30, 2024, OC ASAP will provide NRT to 20 tobacco users through QUIT NOW Kentucky tobacco Quit Line.	1. OC ASAP provided \$1000 to contribute to GRDHD's partnership with National Jewish to provide free NRT. 29 total doses distributed in Green River.
	2. Advertise Quit Now Kentucky in the two local papers, and social media at least quarterly.	2. Social media post throughout the year in Green River. Ads were placed in the Ohio County Times News November 5 th and 18 th , 2023 for Lung Cancer Awareness Month.
2. Reduce the number of 10 th grade students reporting tobacco use/vaping by 5%.	1. By June 30, 2024, OC ASAP will provide substance abuse education to 200 8th grade students through the Truth or Consequences Program.	1. Truth and Consequences was held November 2, 2023. All 8 th grade students participated.
	2. By June 30, 2024, OC ASAP will host 2 community events on emerging substance abuse issues and prevention.	2. Substance Abuse and Mental Health Lunch and Learn was January 2024. A lunch on substance abuse education and opiate awareness was held March 2024 with local church leaders.
3. By May 31, 2024, provide 2 outlets for Narcan Distribution in the county.	1. By June 30, 2024, OC ASAP will provide Narcan to 75 uninsured residents through Rice Pharmacy.	1. Narcan distributed up to July 1, 2024 from Rice Pharmacy - 89
	2. In partnership with GRDHD, purchase a Narcan vending machine for residents to access free of charge.	2. 4 Narcan boxes have been placed in strategic locations in the county.

Union County
Priority Area: Substance Abuse/Tobacco
Lead Agency/Coalition: Union ASAP

Goal 1: Reduce substance misuse.		
Objective	Strategies	Updates/Activities
1. By June 30, 2027, reduce youth vaping rates by 3%.	1. Implement evidence-based alternative to suspension programing, InDepth, for students caught vaping in Union Middle, High, and Learning Academy.	1. Implemented a 100% Tobacco Free Campus July, 2024. 2. Youth Tobacco Intervention in Schools Grant for \$7,200 was awarded to implement INDEPTH as an alternative-to-suspension.
	2. Promote My Life, My Quit, and other evidenced based cessation and education programs in Union County.	3. 9 INDEPTH classes conducted between January-March 2024 (6 at UCHS and 3 at UCLA) 4 INDEPTH classes conducted between April-June 2024 (2 at UCHS, 1 at UCLA, and 1 at UCMS). 4. Distribution of the Tobacco Resource Guide to Union County Schools for all evidence-based programing.
2. Increase resources and funding to address substance abuse by December 31, 2024.	1. Create a subcommittee to write the opiate abatement grant and other grants.	1. Began the process of writing the Drug Free Communities (DFC) Grant in March 2024. Strategic planning discussions in progress regarding coalition revitalization to meet DFC requirements ahead of grant writing. .

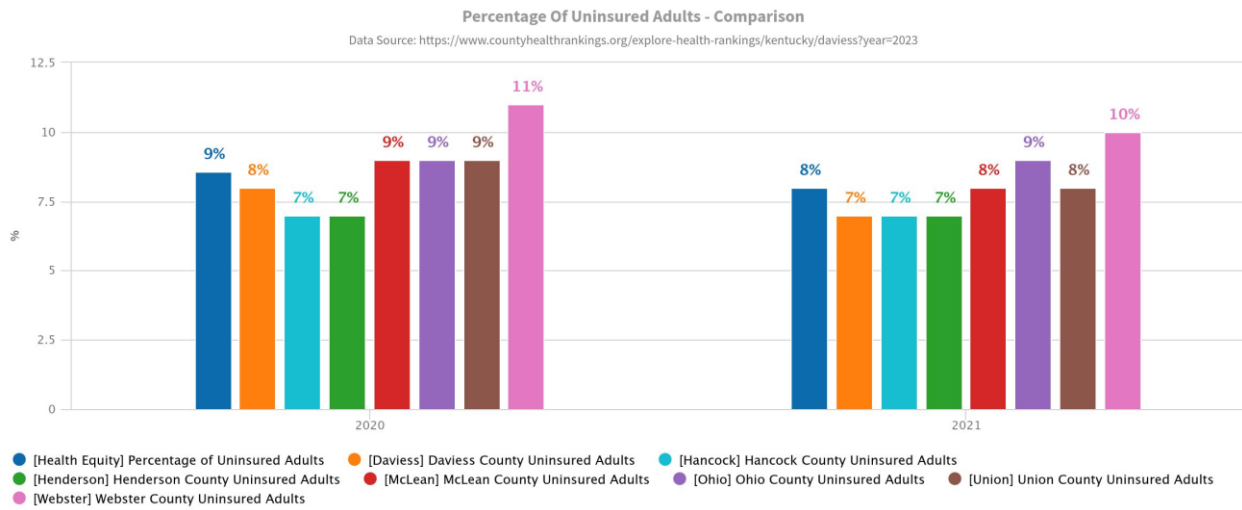
Webster County
Priority Area: Substance Abuse/Tobacco
Lead Agency/Coalition: Webster True Blue Coalition

Goal 1: Reduce substance misuse.		
Objective	Strategies	Updates/Activities
1. By June 30, 2027, reduce smoking and vaping by 3%.	1. Advocate and pass a Smoke Free Ordinance for Webster County by June 30, 2025.	1. Through a partnership with University of Kentucky through the "Smoke-Free Southern States" grant subaward, a public opinion survey regarding secondhand smoke and smoke-free policy published in the Sebree Banner, Providence Journal Enterprise, Webster County DFC Facebook, and flyers disseminated at community meetings and events (August 2023-June 2024).
	2. Provide evidence-based vaping and cessation education annually to Webster County Middle and High School.	2. "SmokefreeWC" logo created (December 2023). 3. #SmokefreeWC rally towels were toss out into the crowds during half-time at 2 home basketball games (February 2024). 4. #SmokefreeWC social media campaign (May 2024). 5. Tobacco/vaping prevention and cessation resource guide developed by GRDHD provided to DFC coordinator and school administrators (August 2023).
	3. Provide cultural and linguistically appropriate materials on vaping to Webster County Middle and High School annually.	6. Vaping presentations provided by GRDHD to all 6th students attending the annual Mini TLC (10/27/23). 7. #iCANendthetrend presentations at Providence Elem (1/3/24). 8. Webster County True Blue Youth Coalition attended the KY Youth Tobacco Control Conference (2/14/24). 9. Vaping presentations provided by GRDHD to all 5th grade students at Providence Elem and Clay Elem

		<p>(3/15/24) and Dixon Elem and Sebree Elem (3/21/24).</p> <p>10. "Steered Straight" presentations about fentanyl and vaping presented by Michael DeLeon. Sessions were held at the HS and MS as well as a staff training, parent night, and Lunch and Learn (3/13/24, 3/14/24).</p> <p>11. "Too Good for Drugs" implemented at Providence Elem, Sebree Elem, Dixon Elem, and Clay Elem.</p> <p>12. Educational materials are available in English and Spanish.</p>
2. Reduce substance misuse rates in the county by 5% by June 30, 2024	1. Expand coalition to at least 2 members of diverse populations to join the to expand outreach and education.	1. DFC Coordinator has been communicating with the Migrant Program Coordinator with Webster County Schools to relay information to the migrant population.
	2. Grow the QR Code Reporting System in all townships and populations – anonymous reporting system to report suspicious activity, violence, drug use, bullying, etc.	<p>1. QR Code Reporting System went live 2/13/24. Since the inception of county QR Code, 28 reports have been submitted. In FY23-24, 12 reports were submitted.</p> <p>2. Posters promoting the Tipline and QR have been placed in all schools and in several businesses throughout the county.</p>

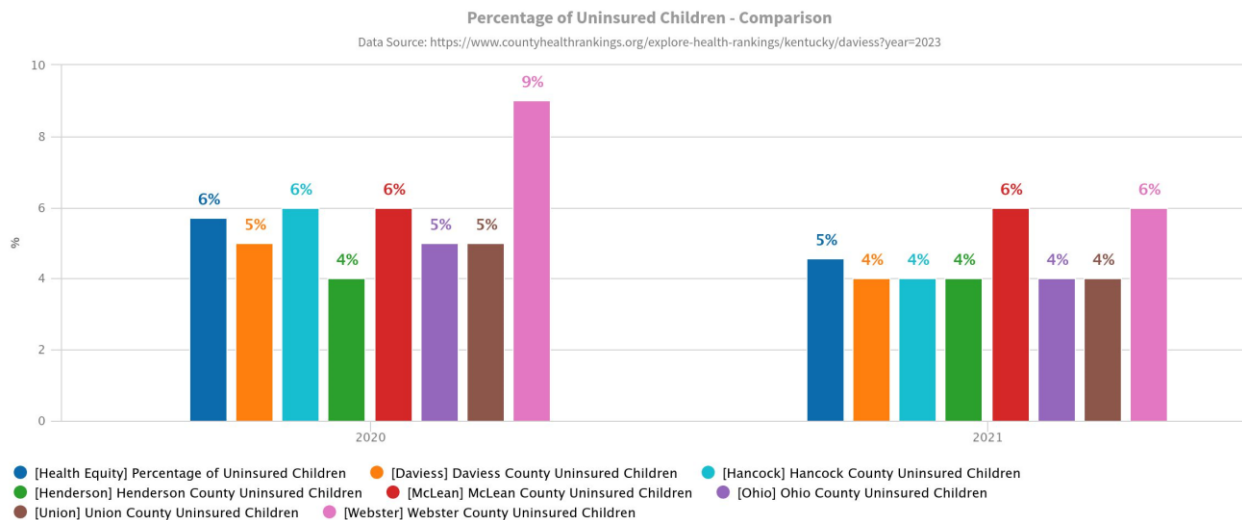
ACCESS TO HEALTHCARE

PERCENTAGE OF UNINSURED ADULTS



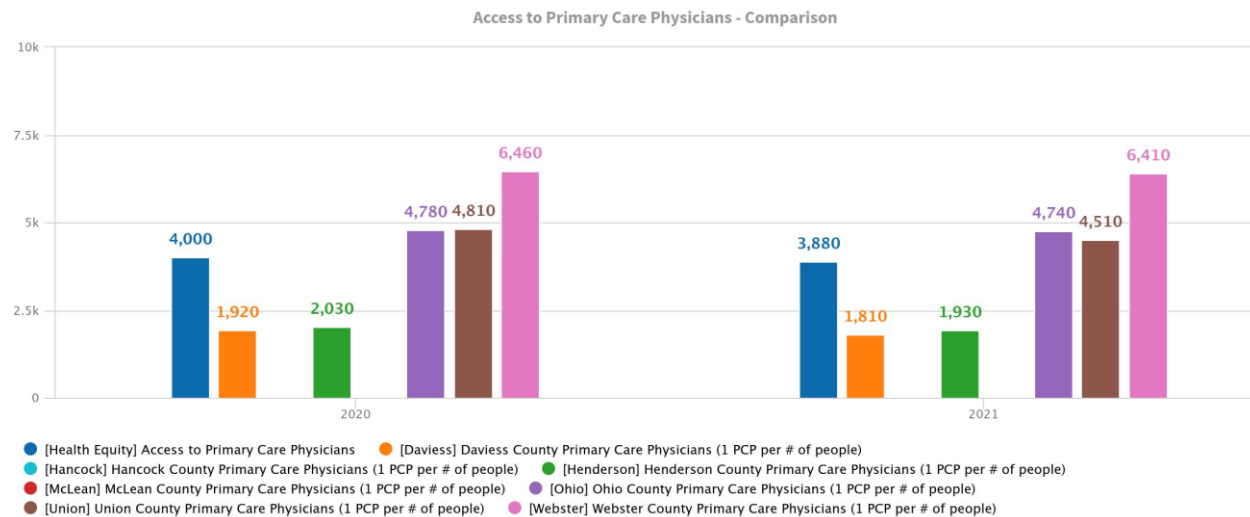
The percentage of uninsured adults declined by 1% from 2020 to 2021.

PERCENTAGE OF UNINSURED CHILDREN



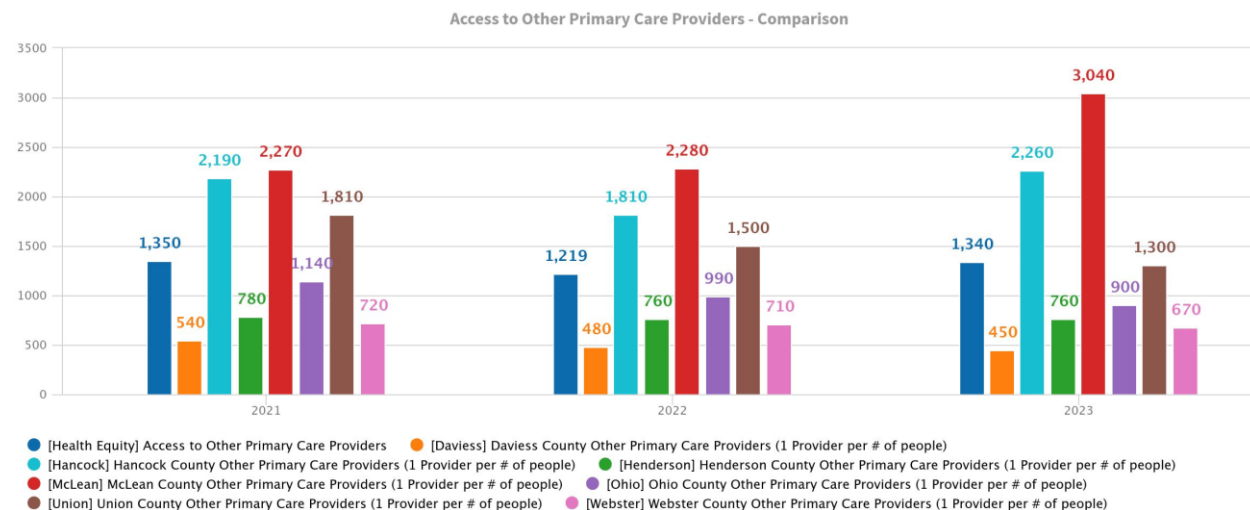
The percentage of uninsured children also declined by 1% from 2020 to 2021.

ACCESS TO PRIMARY CARE



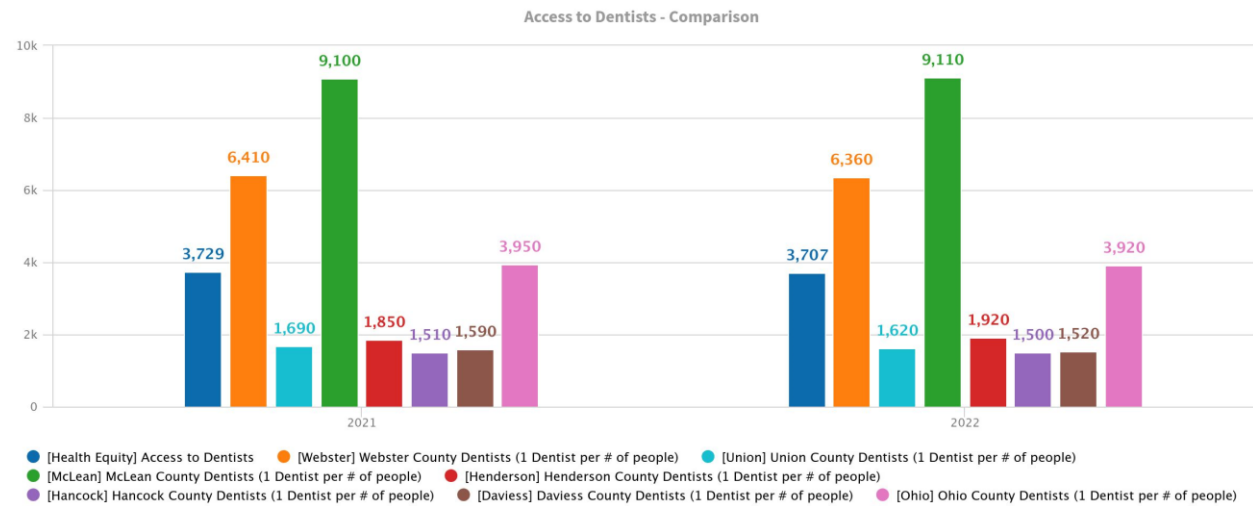
The Access to Primary Care Physicians has improved in 2021 to 1 primary care physician per 3,880 patients within the district, compared to 2020 at 1 primary care physician per 4,000 patients.

ACCESS TO OTHER PRIMARY CARE



There was one primary care provider, other than a physician, for 1,340 patients overall in the Green River District in 2023 as compared to one primary care provider, other than a physician, for 1,219 patients in 2022.

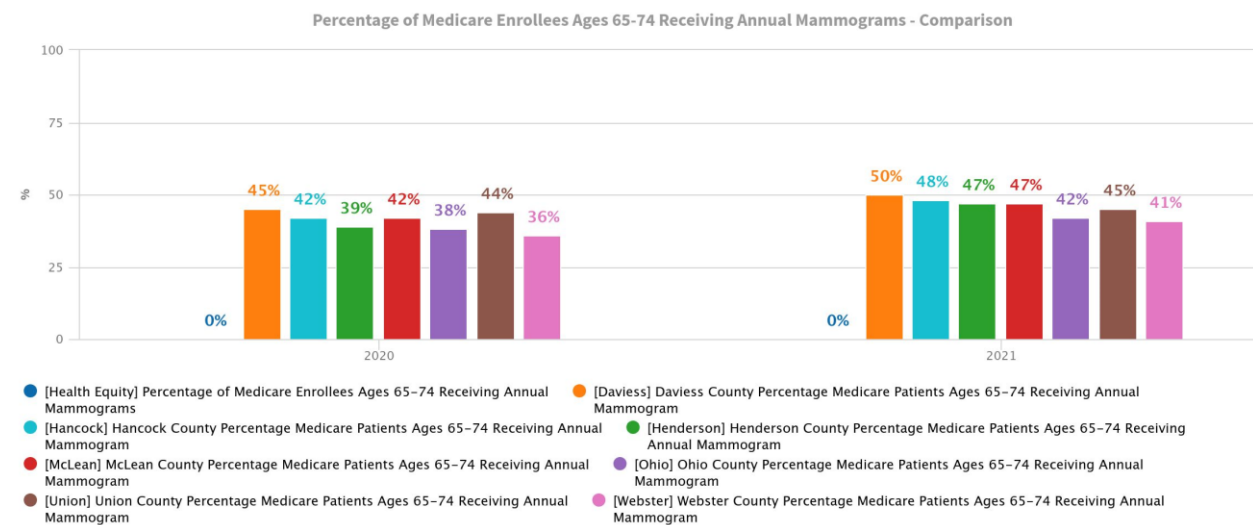
ACCESS TO DENTIST



(Source: County Health Rankings)²

In 2022, there was one dentist per 3,707 patients in the Green River District. This has decreased slightly since 2021, which showed one dentist per 3,729 patients.

PERCENTAGE OF MEDICARE ENROLLEES AGES 65-74 RECEIVING ANNUAL MAMMOGRAMS



County Health Rankings)²

(Source:

The percentage of female Medicare enrollees, ages 65-74, who received an annual mammography screening in 2021 has increased in all seven counties, from 1% up to an 8% increase.

Target
80.3% of females aged 50 to 74 years received a breast cancer screening - Healthy People 2030

Hancock County
Priority Area: Access to Healthcare
Lead Agency/Coalition: Hancock County Health Coalition
 (Continuation of the prior CHIP priority)

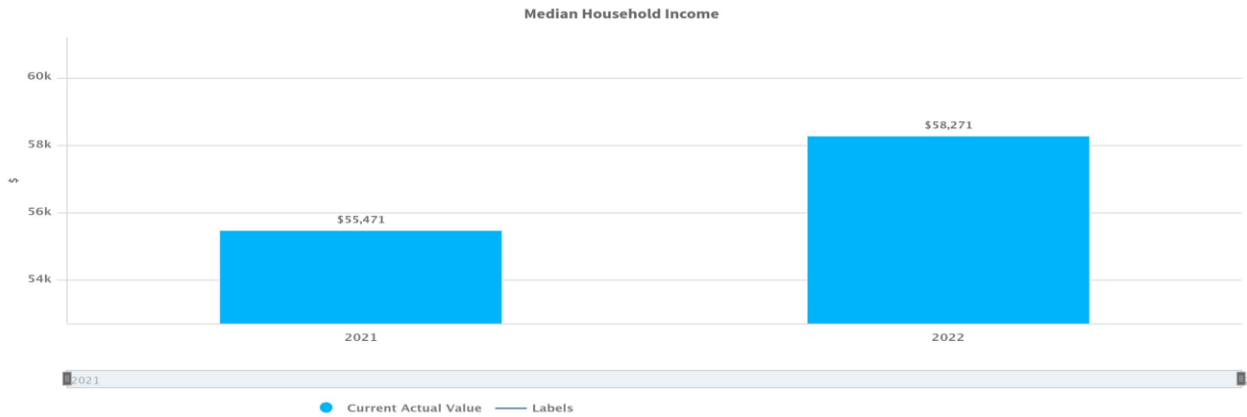
Goal 1: Increase access to healthcare resources in Hancock County.		
Objective	Strategies	Updates/Activities
1. By June 30, 2025, HCHC will increase mammography screening by 5% for women in Hancock County. Hancock County currently has no in county provider for mammograms.	1. By October 31, 2024, HCHC will host 2 community events for Breast Cancer Screening and Awareness.	1. September 29, 2023 Breast Cancer Awareness Day. Vendors, information on assistance for mammography for low income and those without insurance, and educational materials.
	2. By June 30, 2026, HCHC will sponsor 2 mobile mammography events for residents of Hancock County.	2. Mobile Mammography event July 7, 2023 - 17 women completed their mammograms.

McLean County
Priority Area: Availability of Resources for Disabled Persons
Lead Agency/Coalition: McLean County Community Coalition (MCCC).

Goal 1: Increase use of local resources that assist with necessities and access to service providers.		
Objective	Strategies	Updates/Activities
1. Annually, MCCC will provide a compiled list of resources for an online service directory of available Healthcare, Mental Health, Transportation services and other resources related to the support of citizens with disabilities. Links will be shared with partner agencies, faith-based groups, local governmental websites, and local school district.	1. Review available services, edit, and update contact information on a quarterly basis at MCCC meetings (January, April, July, and October) of each year.	1. Outreach to providers and volunteers to attend coalition meetings that serve disabled, underserved populations to understand transportation needs for services.
	2. By April 30, 2024, compile a list of available services within McLean County and other available services in neighboring counties and disseminate 10 local agencies/business including service providers, churches, local newspaper, schools and social media.	

LIVING WAGE

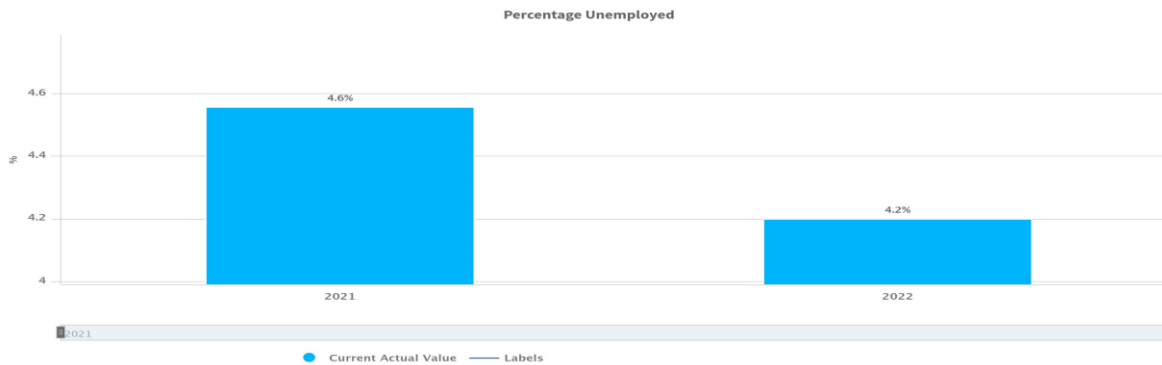
MEDIAN HOUSEHOLD INCOME



(Source: County Health Rankings)²

There was an increase of \$2,800 in the median household income. The median wage across the Green River District went from \$55,471 in 2021 to \$58,271 in 2022.

PERCENTAGE UNEMPLOYED

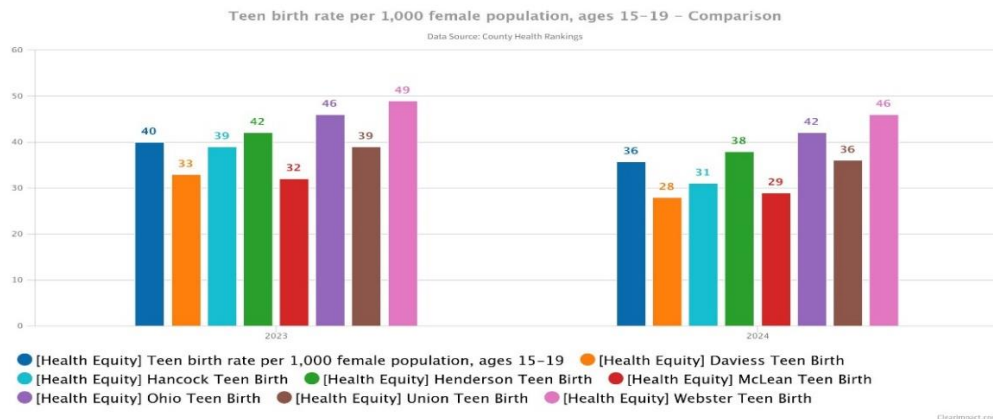


(Source: County

Health Rankings)²

The percentage unemployed in the district went from 4.6% in 2021 to 4.2% in 2022.

TEEN BIRTH RATE PER 1,000



(Source: County Health Rankings)²

Overall, in the district the teen birth rate has decreased from 40% to 36%. All counties have a decrease in the amount of teen births per 1,000 females, ages 15-19.

Target

25.5% of families spent more than 30% of income on housing - Healthy People 2030

Ohio County

Priority Area: Living Wage

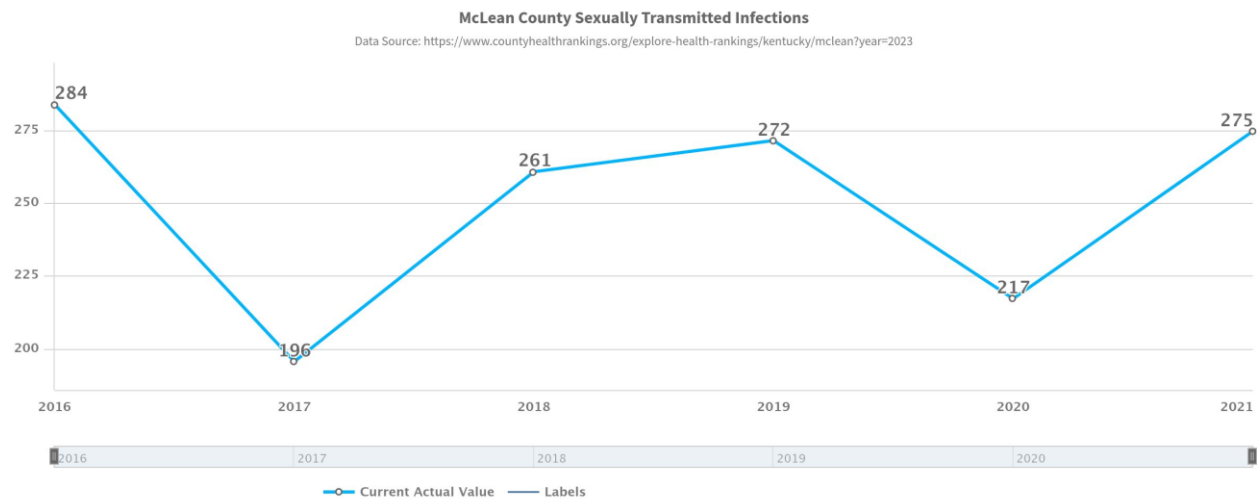
Lead Agency/Coalition: Ohio County Health Coalition (OCHC).

Goal 1: Increase use of local resources that assist with necessities and SDOH.

Objective	Strategies	Updates/Activities
1. Annually, OCHC will provide resources for an online service directory for Healthcare, Mental Health and resources related to the SDOH.	1. Quarterly, review and distribute the service directory at OCHC meetings.	1. The Ohio County Resource Directory has been created. This includes resources on healthcare, housing, substance abuse, and other daily necessities topics. It is updated monthly and housed on the Ohio County Hospital website.
	2. Distribute the resource guide to the school Family Resource Youth Service Centers, local social service agencies, and the public through social media.	2. Resource guides have been distributed to local agencies and school systems and posted on social media.
	3. By May 31, OCHC will work with 2 agencies that assist with utilities and housing to increase utilization of services in the county.	3. OCHC has turned the Suicide Awareness Walk into the Survive and Thrive event. The even will be held September 7, 2024 and will address suicide, mental health, and provide resources to help people learn new skills such as car maintenance, finance, stop smoking, etc..

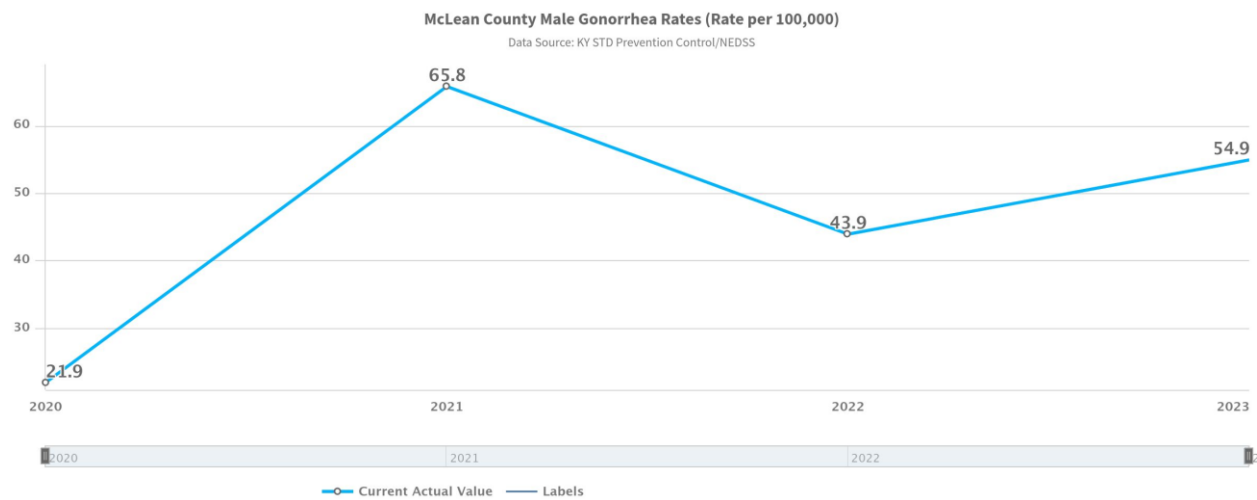
SEXUALLY TRANSMITTED INFECTIONS

MCLEAN COUNTY SEXUALLY TRANSMITTED INFECTIONS



According to the 2023 Community Health Improvement Plan, McLean County has made a goal of decreasing the number of sexually transmitted infections by 4% in 2026. From 2020 to 2021 the number of sexually transmitted infections has increased by 58.

MCLEAN COUNTY MALE GONORRHEA RATES



McLean County also has a 3% reduction goal in the number of reported cases of gonorrhea in young men and male adolescents, according to the 2023 Community Health Improvement Plan. The number of cases has risen from 2022 to 2023 by 11. It is also important to note that the 2023 rate of 54.9 is preliminary data.

Target

471.2 per 100,000 cases of gonorrhea per 100,000 males aged 15 to 24 - Healthy People 2030

Target

31.4 pregnancies per 1,000 females aged 15 to 19 - Healthy People 2030

McLean County**Priority Area: Sexually Transmitted Infections****Lead Agency/Coalition: McLean County Community Coalition (MCCC)****Goal 1: Reduce the number persons contracting sexually transmitted infections in McLean County.**

Objective	Strategies	Updates/Activities
1. By May 31, 2026, there will be a 4.0% decrease in reported Sexually Transmitted Infections in McLean County.	1. By April 30, 2024, work with local healthcare providers to educate women of child-bearing age about the risks associated with STIs.	1. GRDHD will create informational brochures and infographic flyers for healthcare providers to share with clients. Brochures will include information of how individuals may also become infected through drug use and how to contact available substance use disorder treatment service providers.
	2. By April 30, 2024, assist local healthcare providers to educate adolescent and adult males about the risks associated with STIs.	
2. By May 31, 2026, there will be a 3.0% reduction in reported gonorrhea rates in male adolescents and young men.	1. By April 30, 2024, assist local healthcare providers to educate adolescent and adult males about the risks associated with gonorrhea and other STI's.	
	2. By April 30, 2024, serve as a resource for local healthcare providers to encourage abstinence as a preferred method but also sexual risk reduction strategies or based on organizations principles, encourage abstinence and educate associated risks with STIs.	

GREEN RIVER DISTRICT

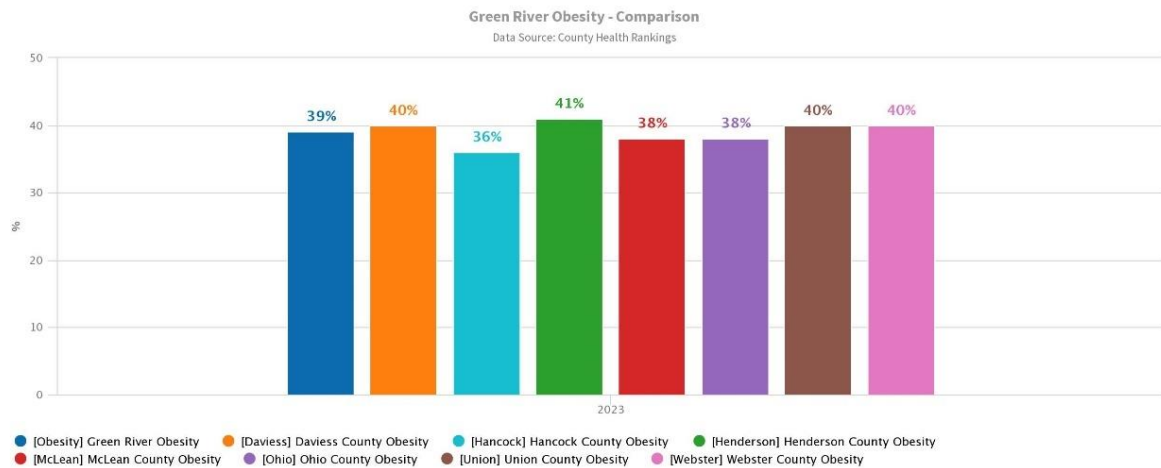
Priority Area: Obesity

Lead Agency/Coalition: Green River District Health Department

(Continuation of the prior CHIP priority)

Goal 1: Reduce obesity in the Green River District.		
Objective	Strategies	Updates/Activities
1. Reduce overweight and obesity in Green River District by 2% by June 30, 2027.	1. Re-introduce Better Bites or a similar initiative to increase knowledge of and access to healthier food choices in community settings in at least 3 counties.	
	2. Seek out a new or existing partnership in each county to address access to healthy foods particularly in high-risk populations such as homeless shelters, food pantries, and the housing authority.	
	3. Seek out a new or existing partnership in each county to increase access to current or newly developed physical activity opportunities.	

GREEN RIVER OBESITY



Target

36% of adults age 20 years and over had obesity - Healthy People 2030

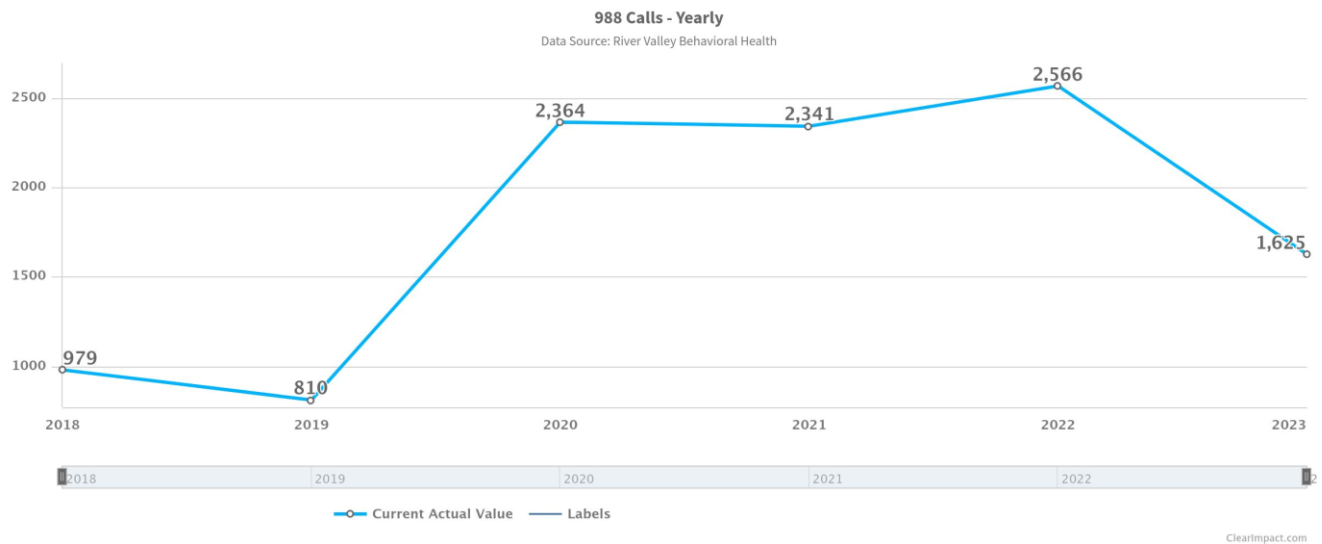
Priority Area: Mental Health

Lead Agency/Coalition: Green River District Health Department

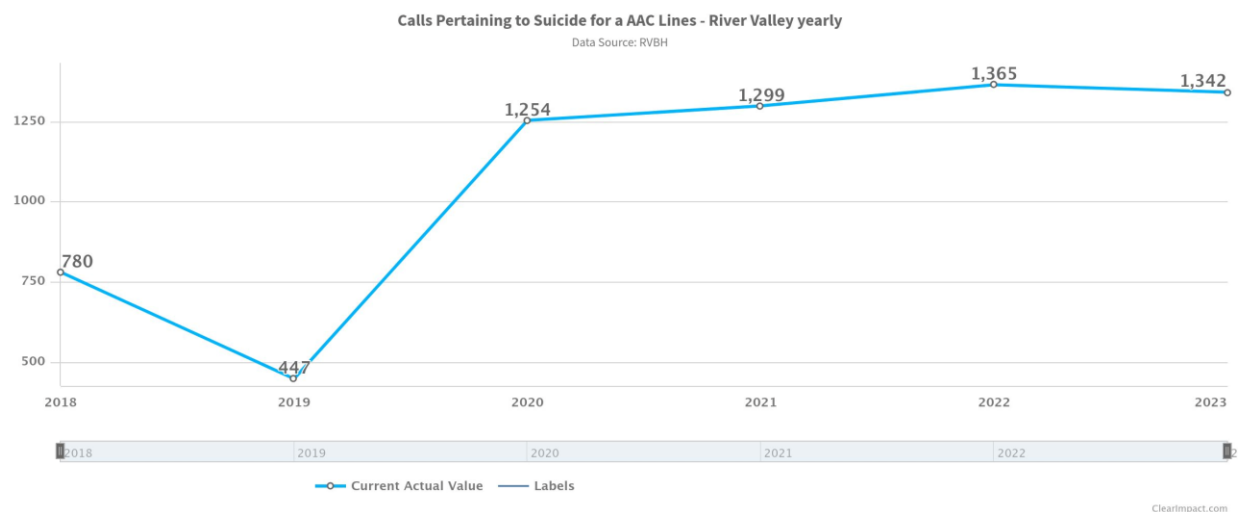
(Continuation of the prior CHIP priority)

Goal 1: Increase awareness of Mental Health resources in the Green River District.		
Objective	Strategies	Updates/Activities
1. Decrease the amount of poor mental health days reported in Green River by 1 day by June 30, 2026.	1. Partner with local coalitions to offer 2 educational trainings and events on mental health.	1. OCHC developed a 6 part Mid-Week Mental Health Lunch and Learn Series.
	2. Utilize 7 TOP clubs to promote antibullying and mental health awareness – TOP (Teen Outreach Program) offers members coping mechanisms on decision making goal, setting, healthy relationships and self-esteem.	2. Owensboro Health, River Valley and GRDHD formed a Mental Health Collaborative to address mental Health in Daviess County – one of the first strategies was to address local superintendents on mental health resources for youth. 3. The GRDHD conducted “Kindness Campaigns” in 7 TOP clubs during the fall 2023 semester. Themes were good friendships, empathy.
1. Increase regional calls to the 988 Crisis line by 200 annually by July 30, 2026.	1. Offer 988 resources to 500 syringe exchange clients in Henderson and Daviess County along with referrals to mental health and treatment providers.	1. 988 materials were provided for our SEP clients. 1505 clients were seen during the 23/24 fiscal year.
	2. GRDHD and partners will offer 988 materials to all nine local school systems and 4 community events by January 2025.	2. 988 materials were distributed to all local school systems. River Valley and Henderson Deaconess also purchased material and give aways for local schools.

988 CALLS



CALLS PERTAINING TO SUICIDE



Through primary data provided by River Valley Behavioral Health, calls pertaining to suicide have risen dramatically since the inception of 988, indicating utilization of the service.

Target
12.8 suicides per 100,000 population - Healthy People 2030

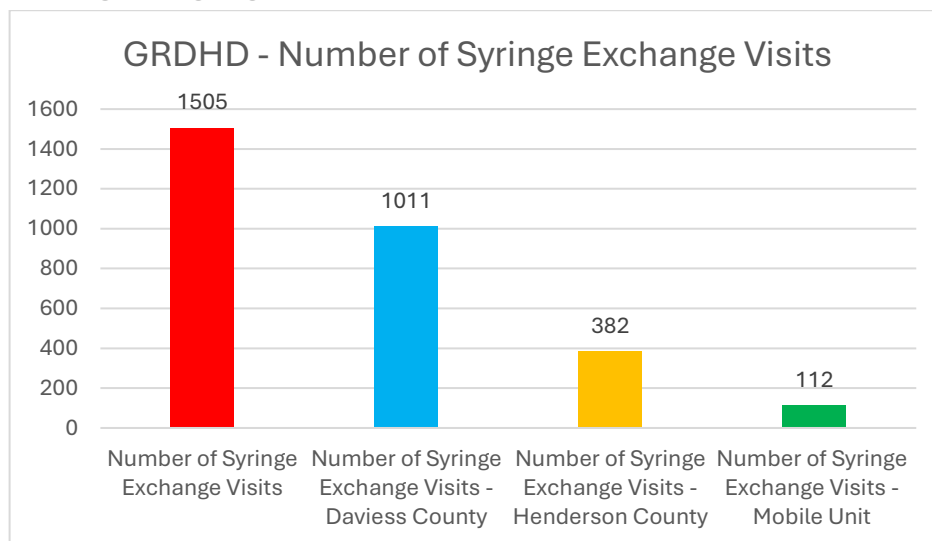
Priority Area: Substance Misuse

Lead Agency/Coalition: Green River District Health Department

(Continuation of the prior CHIP priority)

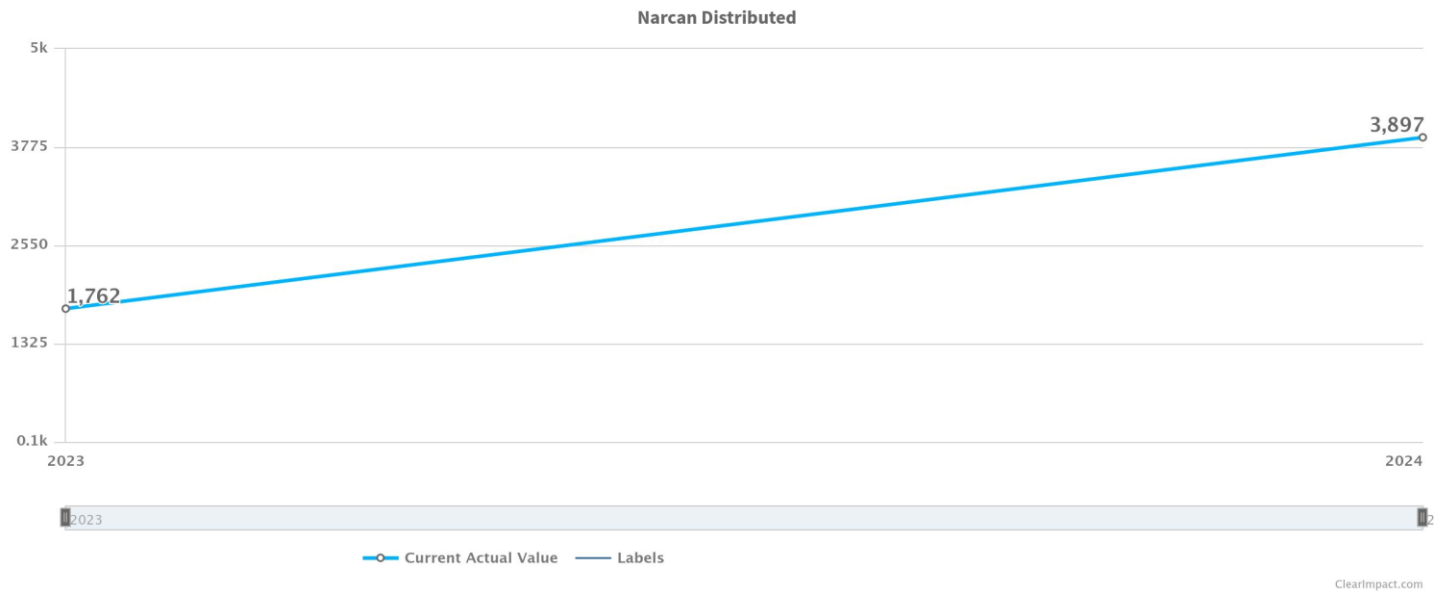
Goal 1: Reduce substance misuse in Green River District.		
Objective	Strategies	Updates/Activities
1. Work with 3 local government bodies on smoke and tobacco free laws.	1. Strengthen the current smoking ordinance in Owensboro by August 30, 2024.	1. As indicated in the Daviess County update, GRDHD participated in a grass roots campaign to keep the Owensboro Smoking Ordinance.
	2. Work with the True Blue coalition in Webster County to strengthen support for a smoke free law by August 30, 2025. Presentation of a smoke free law to the fiscal court by June 30, 2025.	2. The True Blue Coalition is in the process of working with the University of Kentucky in an advocacy campaign for a smoke free law in Webster County.
	3. Work with the Union County School board to incorporate a 100% tobacco free school by December 31, 2024.	3. Union County Schools adopted a 100% Smoke Free policy in July 2024.
2. Reduce the number of overdose deaths in Green River by 5%	1. Purchase Narcan vending machines for all seven counties.	1. GRDHD has distributed 37 Narcan boxes throughout our seven counties.
	2. Identify strategic locations in each county for Narcan vending machines.	2. Locations were chosen through input from clients, partners such as treatment centers, law enforcement and the Social Vulnerability Index.
	3. Assess 2 Green River County government officials for the development of a Syringe Services Program for those affected by substance misuse.	

SYRINGE EXCHANGE VISITS



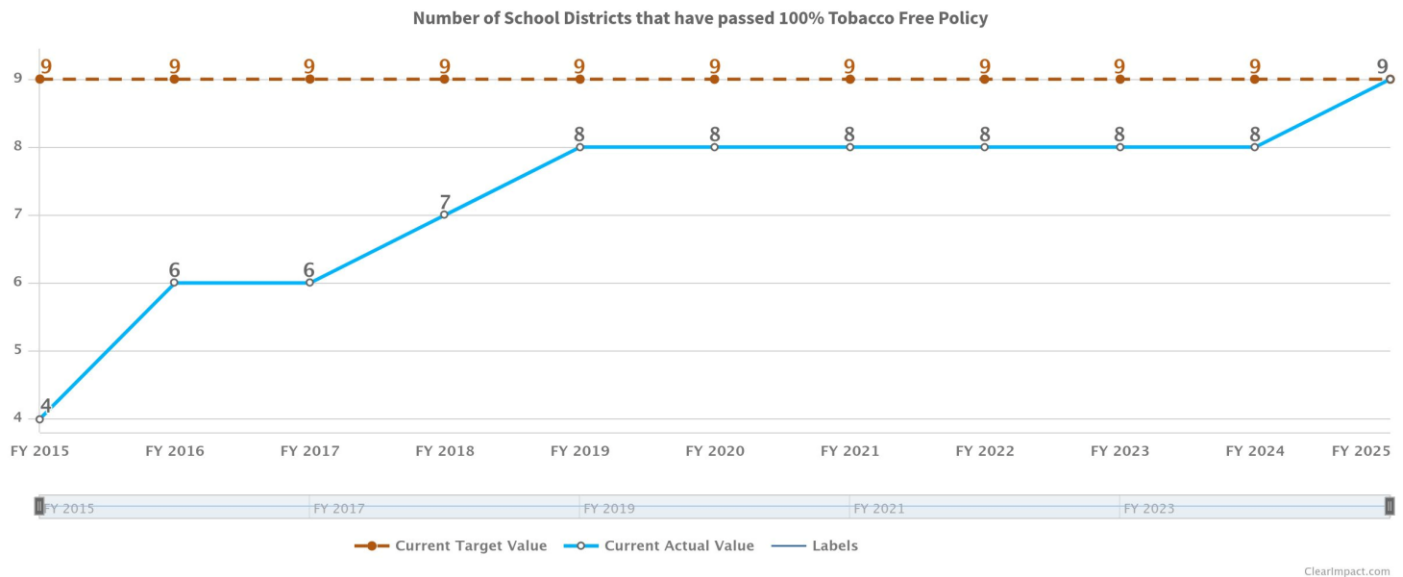
*GRDHD SSP Annual Report

NARCAN DISTRIBUTED

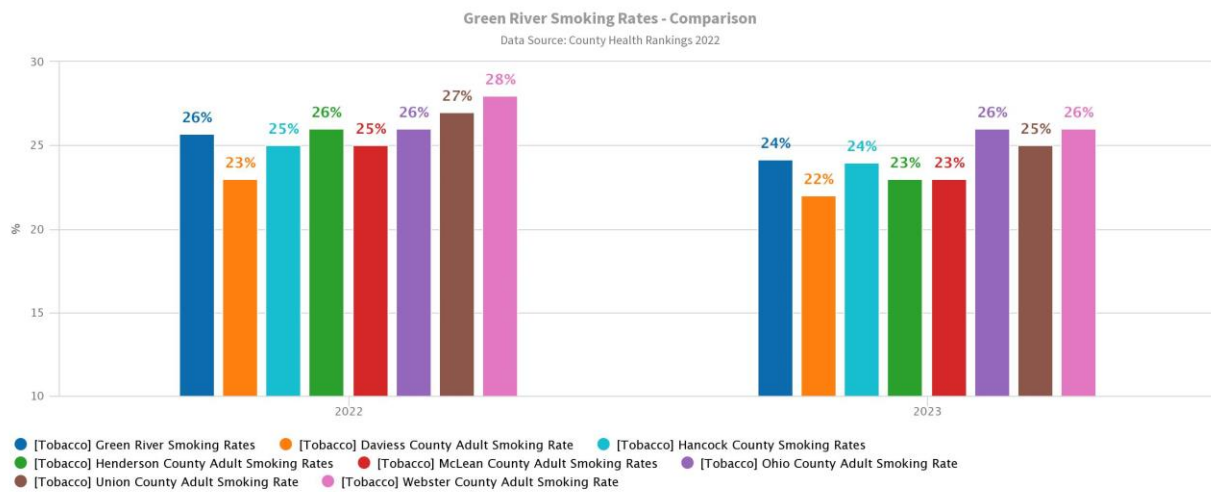


GRDHD Annual Report

100% TOBACCO FREE SCHOOLS



SMOKING RATES



Target
6.1 % Smoking Rates - Healthy People 2030

References

1. U.S. Census Bureau. (2023). QuickFacts. <https://www.census.gov/quickfacts/county>.
2. University of Wisconsin Population Health Institute. 2024. County Health Rankings & Roadmaps 2024. <https://www.countyhealthrankings.org/>.
3. Daviess County Coroner's Office.
4. Henderson County Coroner's Office.
5. Offenses by County and Agency: Kentucky State Police 2022 Crime in Kentucky Report: <https://apps.legislature.ky.gov/CommitteeDocuments/366/26564/07%2024%202023%203.%202022%20Report%20-%20Crime%20in%20Kentucky.pdf>.
6. Quit Now Kentucky Tobacco Quit Line.